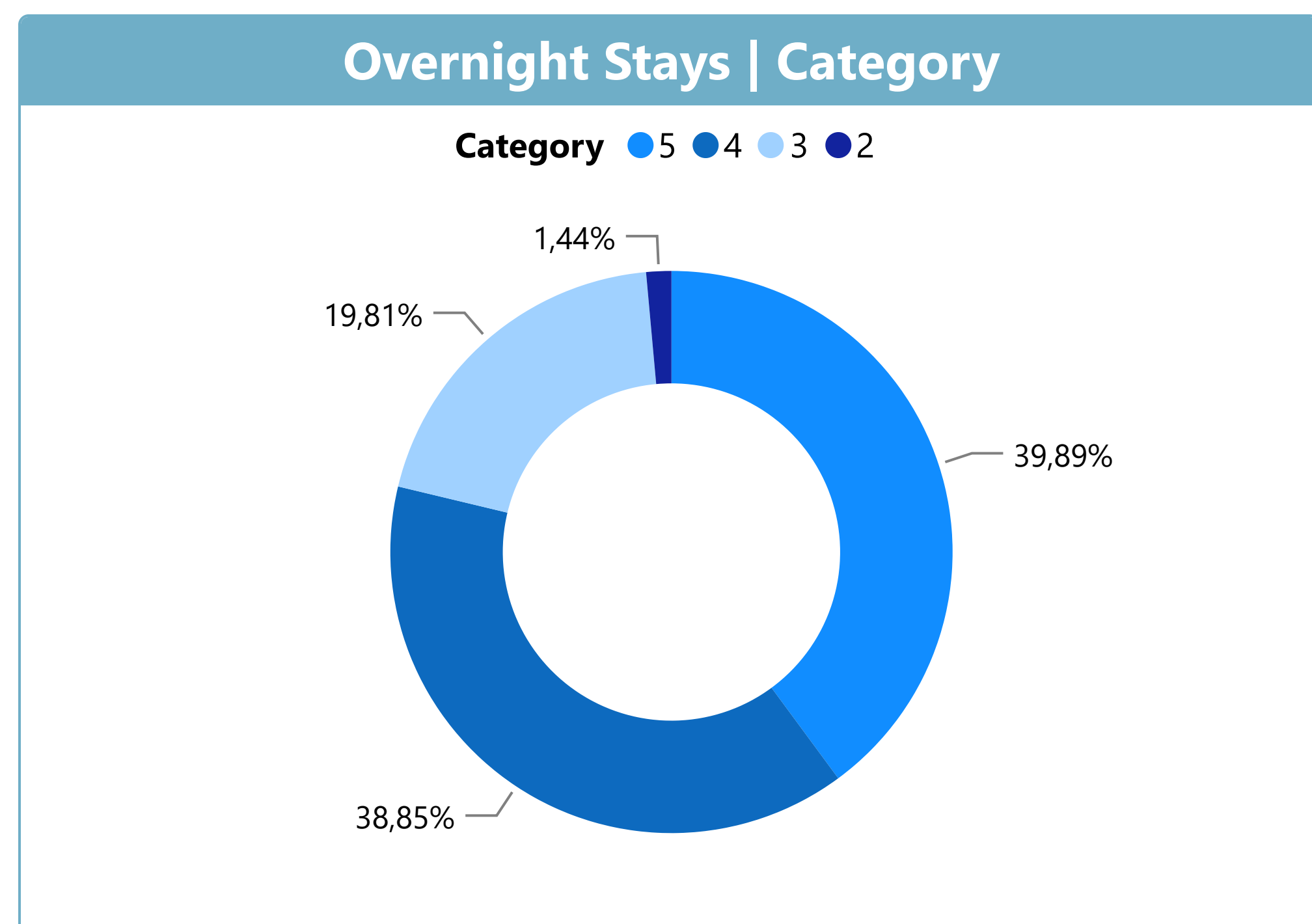
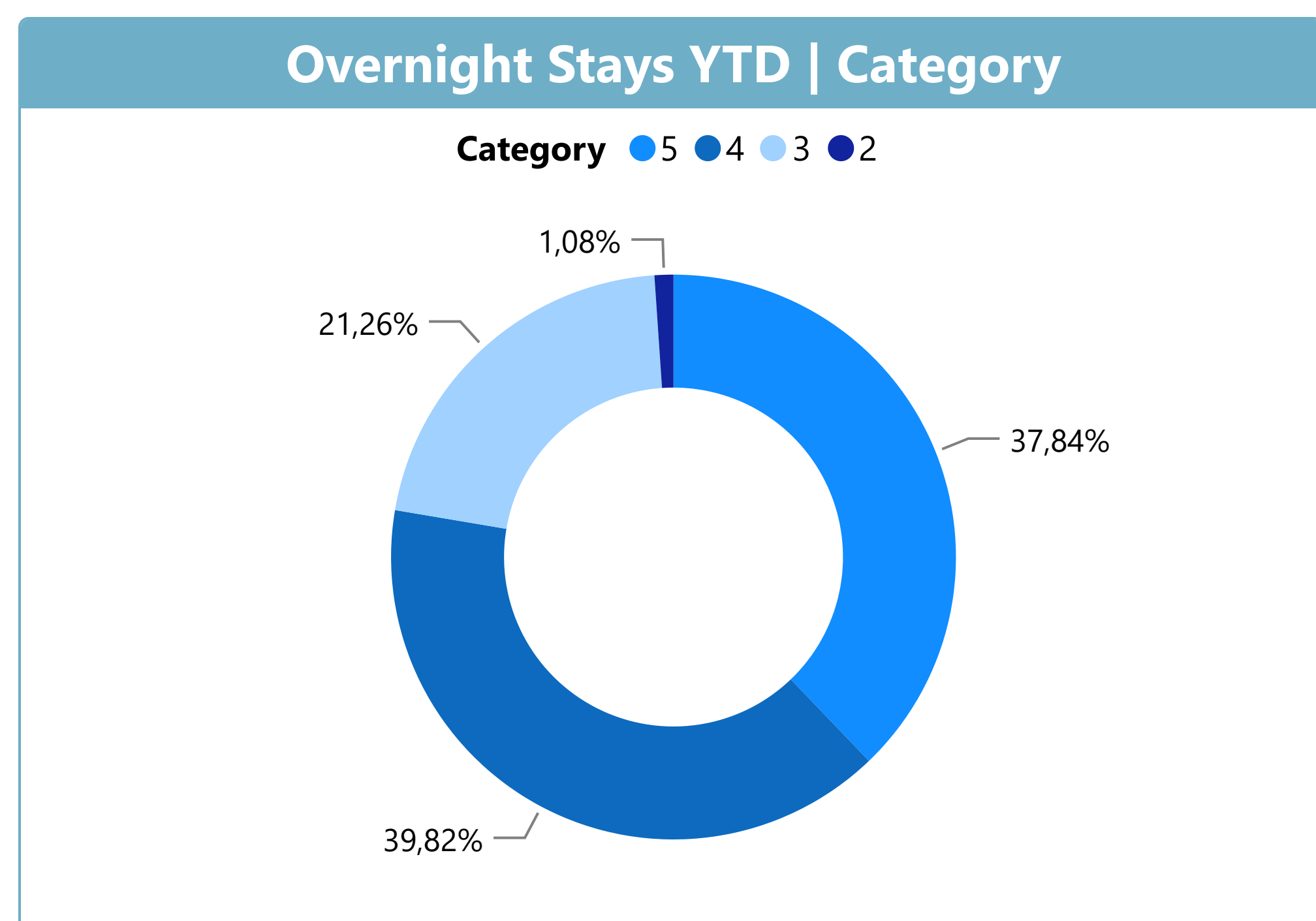


Top 10 Countries by Overnight Stays

Country	Month	Market Share	YTD	YTD Variation
Portugal	16.446	20,1%	47.355	-14,0%
Germany	8.919	10,9%	17.620	41,0%
USA	8.619	10,5%	14.473	40,7%
UK	7.372	9,0%	13.858	5,0%
Spain	5.435	6,6%	10.379	3,8%
Canada	3.502	4,3%	5.034	32,0%
France	3.388	4,1%	9.378	26,0%
Sweden	3.385	4,1%	4.838	6,3%
Brazil	3.041	3,7%	8.781	-1,4%
Ireland	2.372	2,9%	4.318	23,6%
Total Top 10	62.479	76,2%	136.034	5,2%



Country	Month	Market Share	YTD	YTD Variation
Foreign	65.560	79,9%	133.743	11,8%
Portuguese	16.446	20,1%	47.355	-14,0%
Total	82.006	100,0%	181.098	3,6%



Golf Rounds

March	2024
17.357	42.436
-19,7% ▼	-10,0% ▼

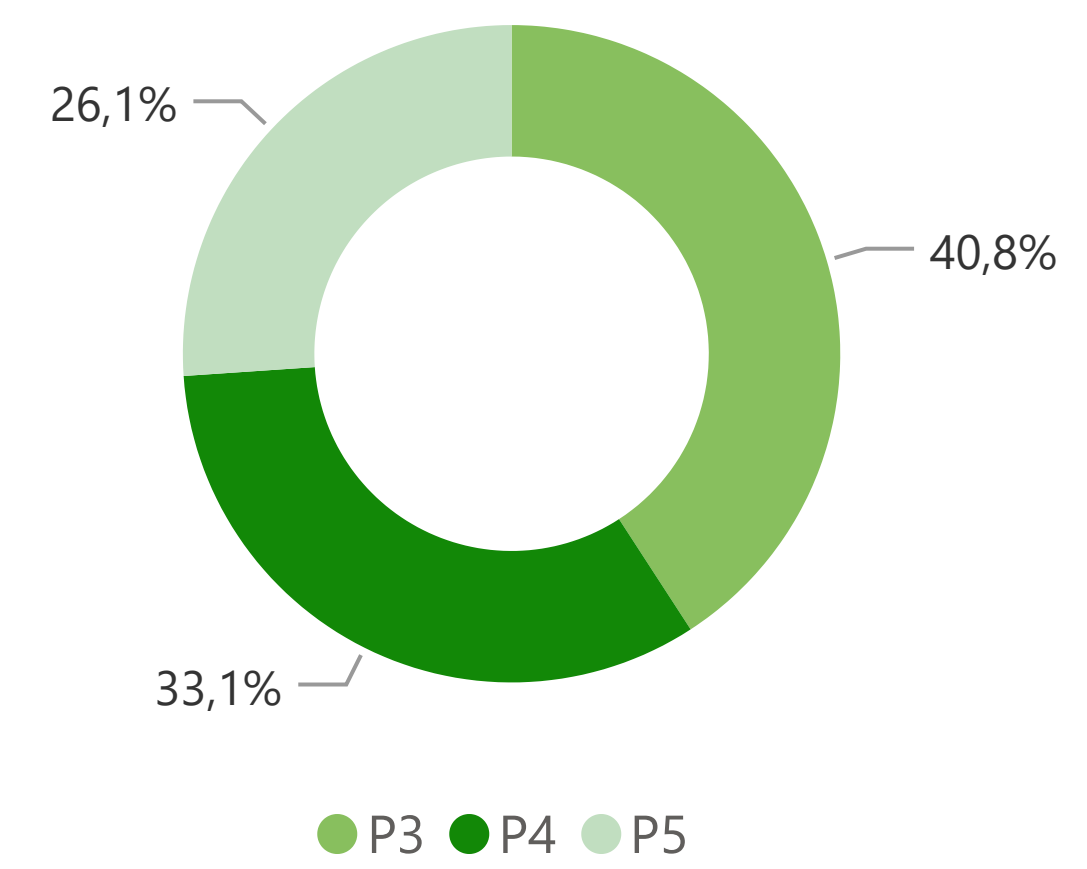
Passports

Passports 5 rounds		Passports 4 rounds		Passports 3 rounds	
March	2024	March	2024	March	2024
13	15	17	18	21	23
-26,7% ▼	-24,2% ▼	737,5% ▲	800,0% ▲	51,2% ▲	35,3% ▲
66	75	67	72	62	69
Rounds	Rounds	Rounds	Rounds	Rounds	Rounds

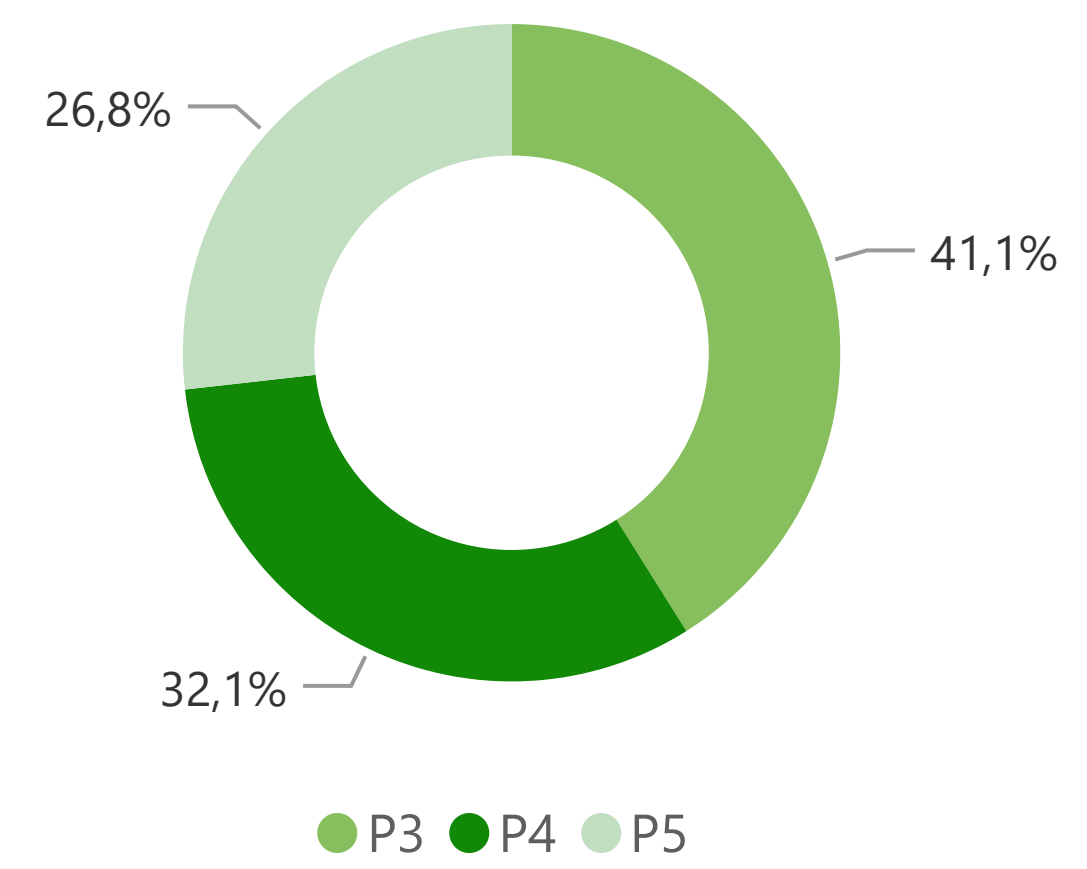
Top 10 Countries by Golf Rounds

Country	Month	Market Share	YTD	YTD Variation
Portugal Member	6.855	40,4%	21.139	-1,4%
Portugal Non Member	2.770	16,3%	7.326	-26,2%
UK	1.777	10,5%	2.865	-22,2%
Germany	966	5,7%	2.312	12,7%
Sweden	743	4,4%	1.267	-31,2%
Finland	670	4,0%	838	-18,6%
Norway	590	3,5%	702	81,9%
Denmark	431	2,5%	665	-20,8%
USA	317	1,9%	639	31,5%
Switzerland	295	1,7%	570	-3,1%
Total Top 10	15.414	90,9%	38.323	-9,3%

Passports | Current Month



Passports | YTD



Country	Month	Market Share	YTD	YTD Variation
Foreign	7.732	32,9%	13.971	-11,6%
Portuguese	9.625	67,1%	28.465	-9,2%
Total	17.357	100,0%	42.436	-10,0%

Cascais Visitor Center

Nationalities

March	2024
3.226	7.547
-4,4% ▼	3,4% ▲

Information Requests

March	2024
8.116	19.144
18,9% ▲	33,2% ▲

Country	Month	Market Share	YTD	YTD Variation
USA	562	17,42%	1.332	11,7%
UK	444	13,76%	1.160	36,5%
Spain	390	12,09%	853	2,4%
Canada	287	8,90%	585	45,2%
France	287	8,90%	592	-18,7%
Germany	235	7,28%	482	11,8%
Portugal	146	4,53%	402	6,3%
Brazil	121	3,75%	358	-10,5%
Ireland	81	2,51%	166	-4,6%
Netherlands	78	2,42%	190	-6,9%
Total top 10	2.631	81,56%	6.120	9,4%

Name	Month	Market Share	YTD	YTD Variation
Maps	1.974	0,3%	4.492	17,7%
General Information	1.250	0,2%	2.955	10,9%
Public Services	755	0,1%	1.869	144,0%
Transports	712	0,1%	1.651	88,5%
Museums	459	0,1%	1.162	7,6%
Informations Sintra	456	0,1%	1.114	42,6%
Local Food Restaurants	416	0,1%	1.113	69,7%
Informations Lisbon	381	0,1%	981	55,2%
City Parks	289	0,0%	808	-25,6%
Local Market	264	0,0%	509	30,5%
Total top 10	6.956	1,0%	16.654	30,6%

These data refer to Cascais (destination/municipality) and are based on a sample of 7 golf courses. Cascais Visitor Centre data collected and processed by Cascais Tourism Board. The information processing system is provided by PowerBI.

