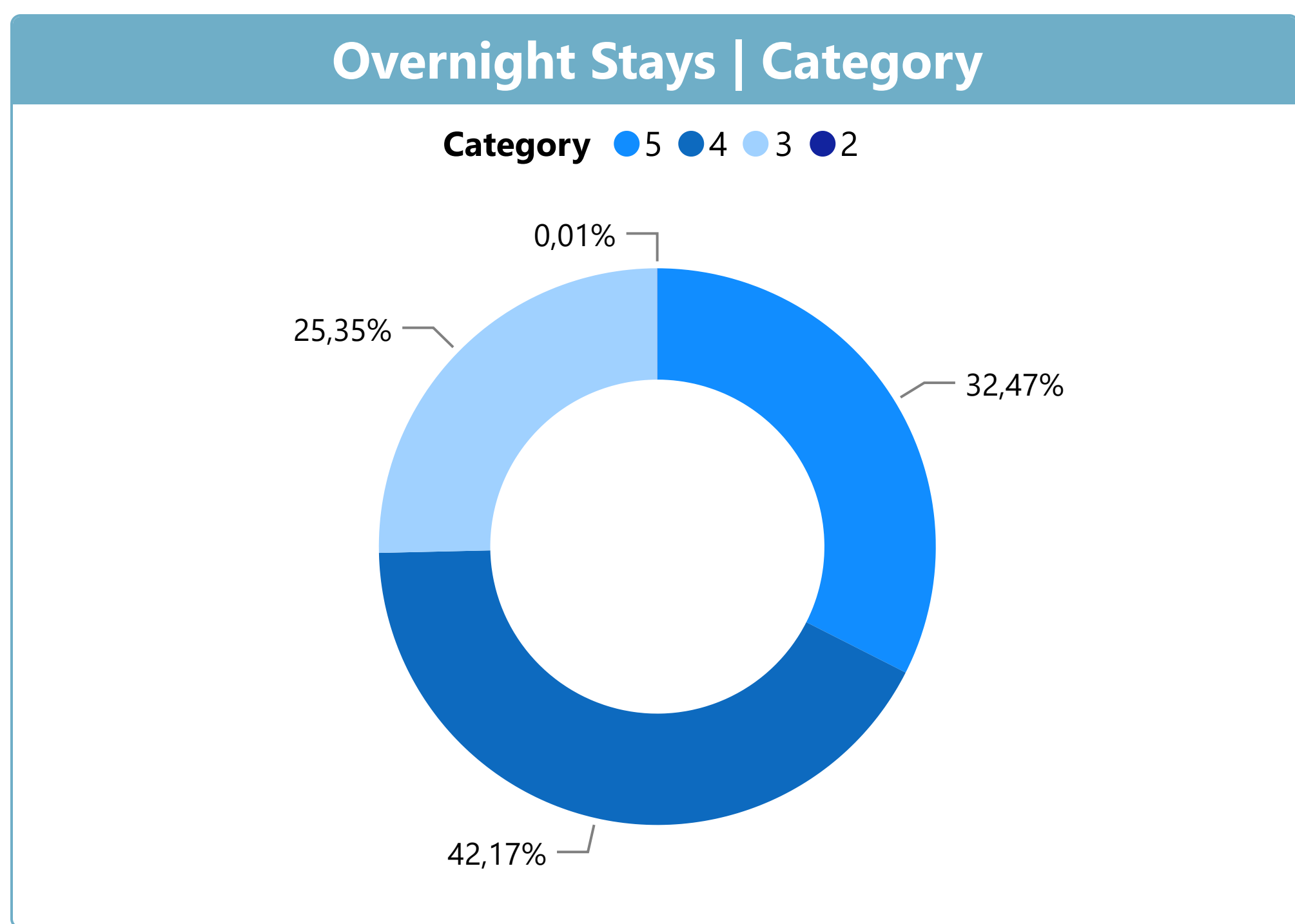
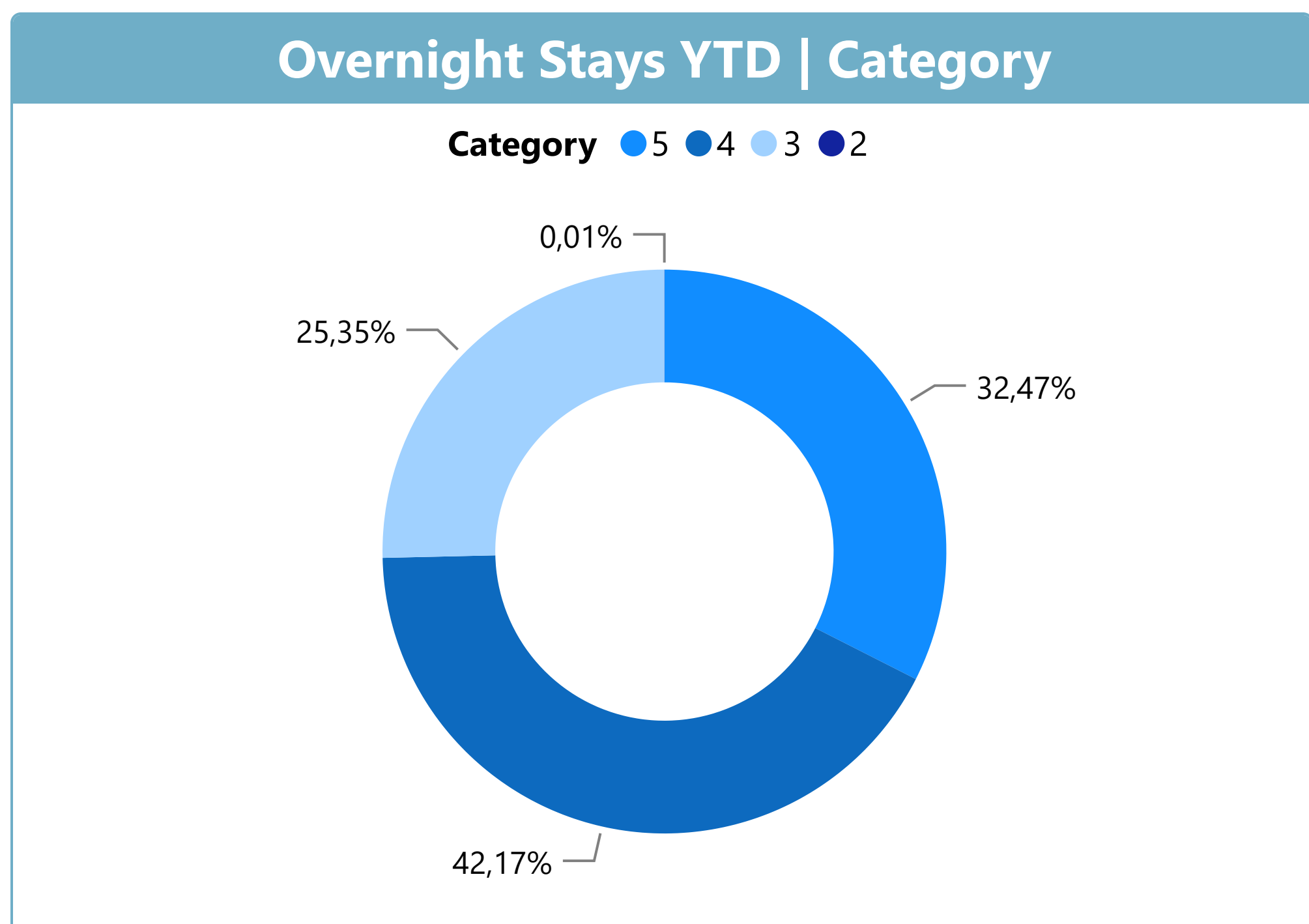


Top 10 Countries by Overnight Stays

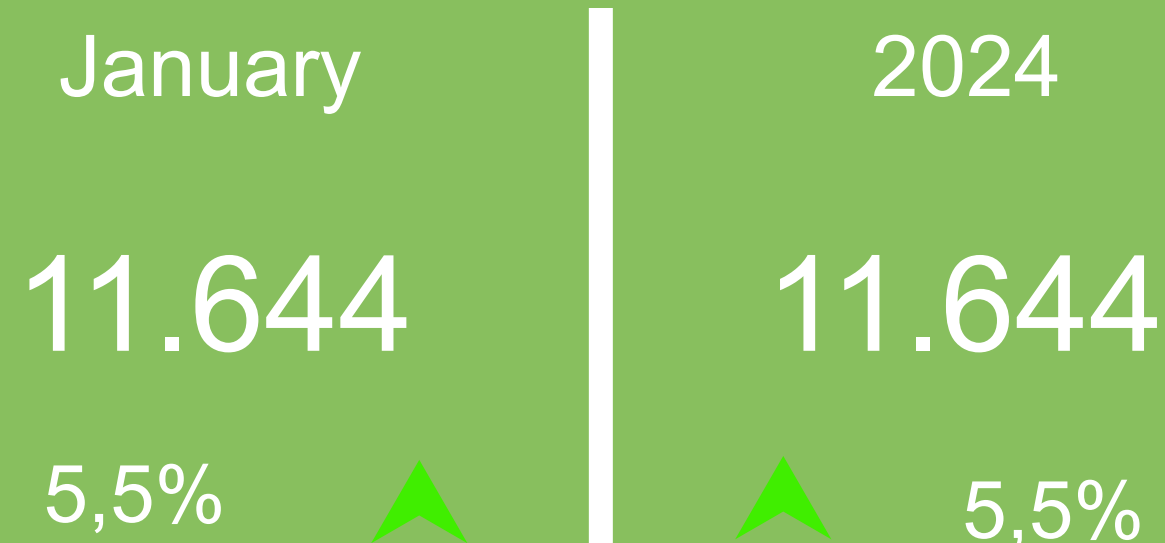
Country	Month	Market Share	YTD	YTD Variation
Portugal	14.643	33,3%	14.643	-13,7%
France	3.966	9,0%	3.966	99,3%
Brazil	3.475	7,9%	3.475	-3,2%
Germany	2.827	6,4%	2.827	2,7%
UK	2.428	5,5%	2.428	6,3%
Spain	2.374	5,4%	2.374	-13,3%
USA	2.006	4,6%	2.006	-13,2%
Italy	1.926	4,4%	1.926	73,7%
Netherlands	951	2,2%	951	54,6%
Ireland	708	1,6%	708	14,4%
Total Top 10	35.304	80,4%	35.304	0,9%



Country	Month	Market Share	YTD	YTD Variation
Foreign	29.282	66,7%	29.282	0,9%
Portuguese	14.643	33,3%	14.643	-13,7%
Total	43.925	100,0%	43.925	-4,5%



Golf Rounds



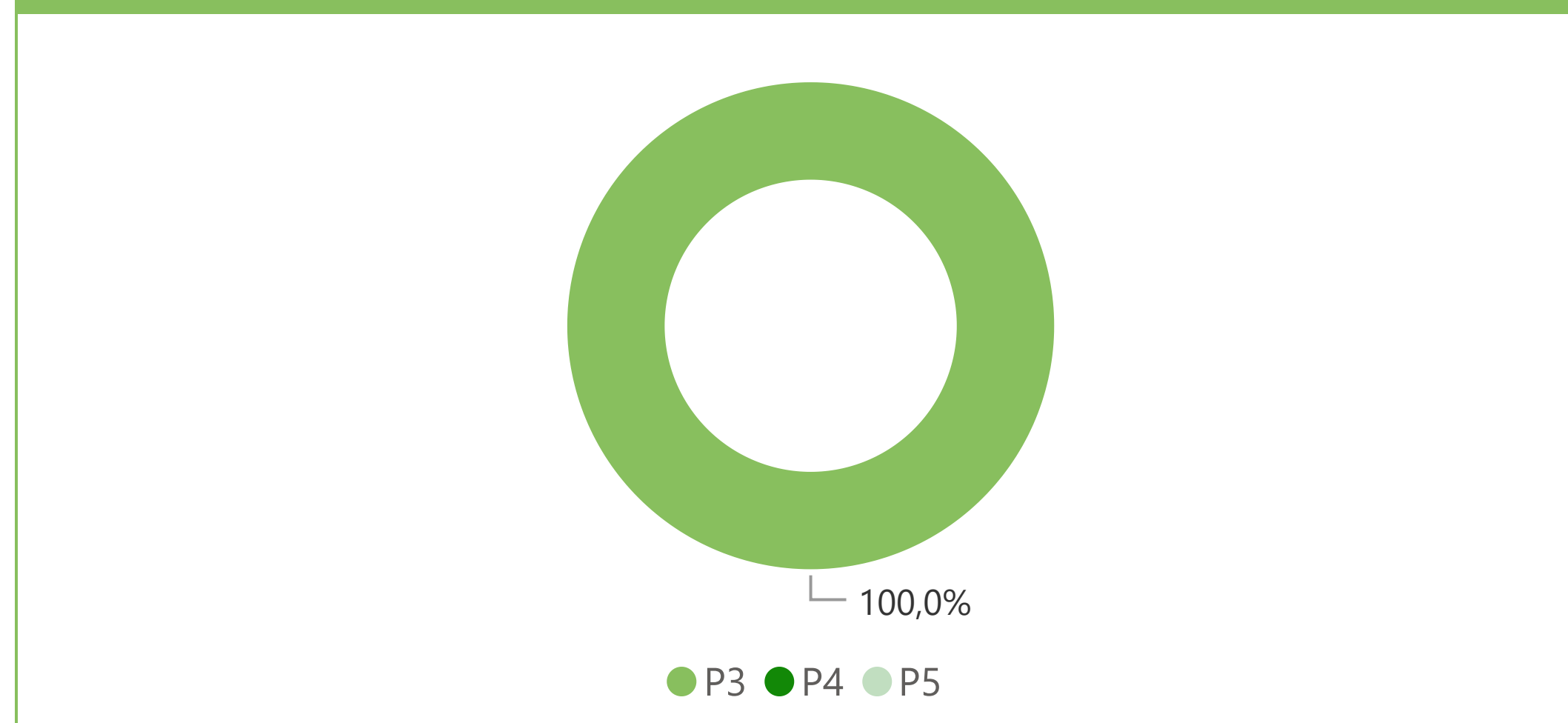
Passports



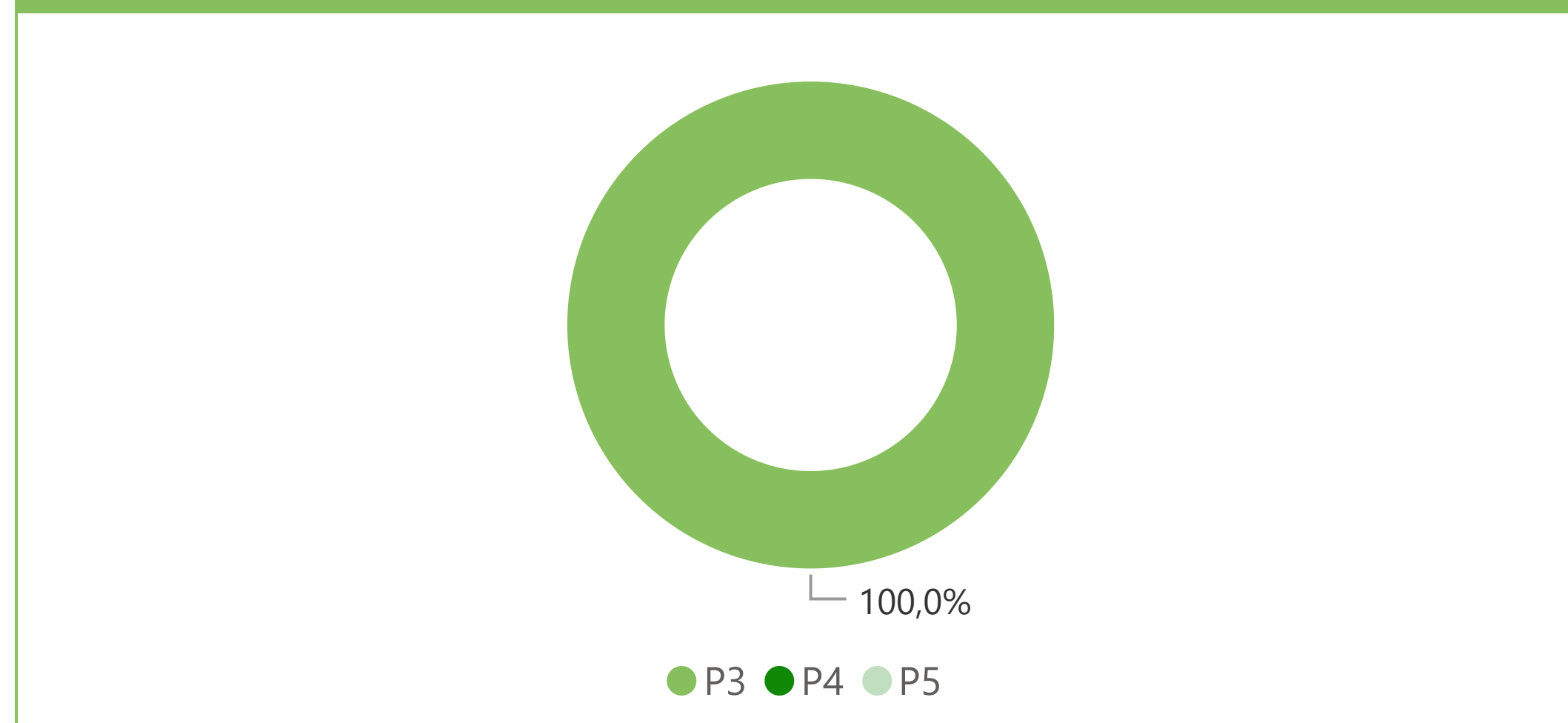
Top 10 Countries by Golf Rounds

Country	Month	Market Share	YTD	YTD Variation
Portugal Member	7.159	63,8%	7.159	11,7%
Portugal Non Member	2.201	19,6%	2.201	2,4%
UK	359	3,2%	359	-40,1%
Germany	291	2,6%	291	10,2%
Sweden	213	1,9%	213	18,3%
France	160	1,4%	160	-32,5%
Spain	134	1,2%	134	14,5%
USA	121	1,1%	121	27,4%
Switzerland	88	0,8%	88	-14,6%
Netherlands	85	0,8%	85	3,7%
Total Top 10	10.811	96,4%	10.811	5,6%

Passports | Current Month



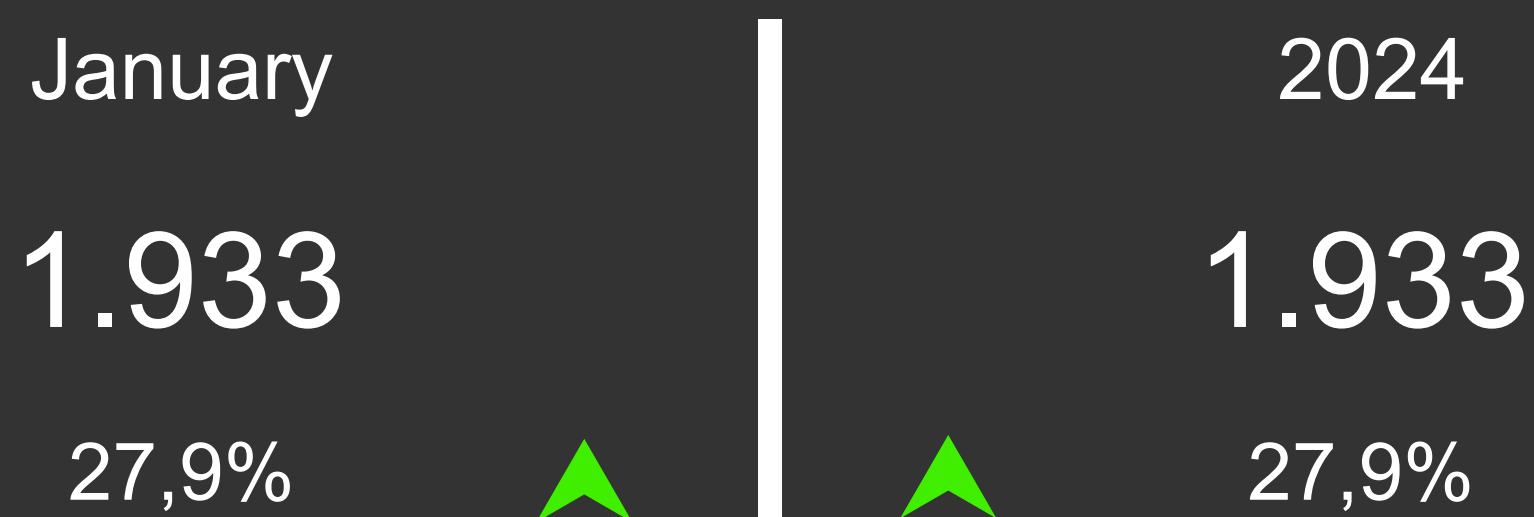
Passports | YTD




Country	Month	Market Share	YTD	YTD Variation
Portuguese	9.360	80,4%	9.360	9,4%
Foreign	2.284	19,6%	2.284	-8,0%
Total	11.644	100,0%	11.644	5,5%

Cascais Visitor Center

Nationalities



Information Requests



Country	Month	Market Share	YTD	YTD Variation
UK	373	19,30%	373	103,8%
USA	280	14,49%	280	9,4%
Spain	231	11,95%	231	20,9%
France	160	8,28%	160	16,8%
Portugal	136	7,04%	136	58,1%
Brazil	127	6,57%	127	16,5%
Canada	103	5,33%	103	19,8%
Italy	84	4,35%	84	-19,2%
Germany	83	4,29%	83	-16,2%
Ireland	39	2,02%	39	44,4%
Total top 10	1.616	83,60%	1.616	26,4%

Name	Month	Market Share	YTD	YTD Variation
Maps	1.107	0,2%	1.107	36,5%
General Information	800	0,1%	800	53,6%
Public Services	508	0,1%	508	243,2%
Transports	494	0,1%	494	263,2%
Informations Lisbon	344	0,0%	344	215,6%
Informations Sintra	327	0,0%	327	107,0%
Museums	317	0,0%	317	24,8%
Local Food Restaurants	314	0,0%	314	168,4%
City Parks	236	0,0%	236	11,8%
Shopping	159	0,0%	159	106,5%
Total top 10	4.606	0,7%	4.606	81,2%

