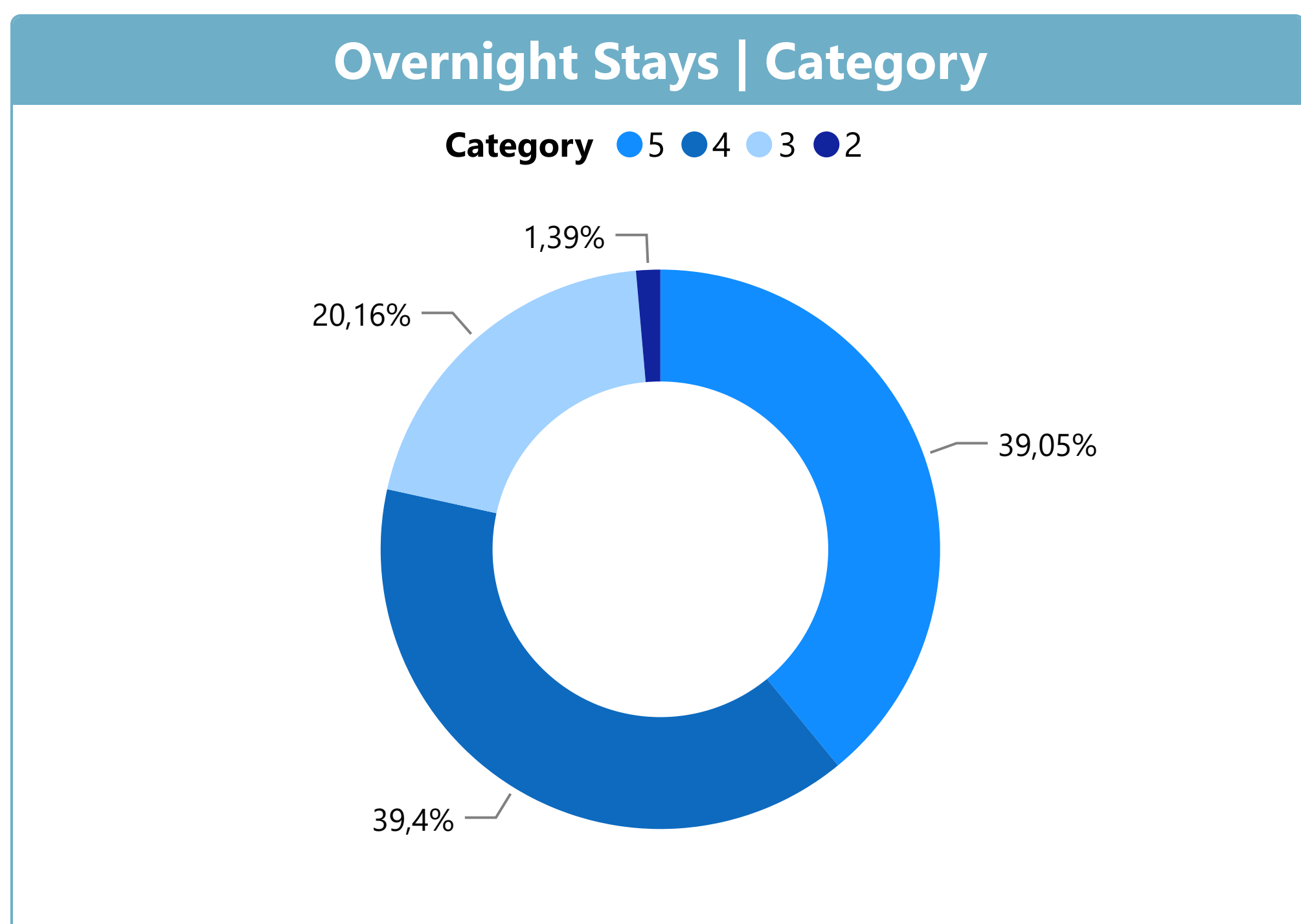
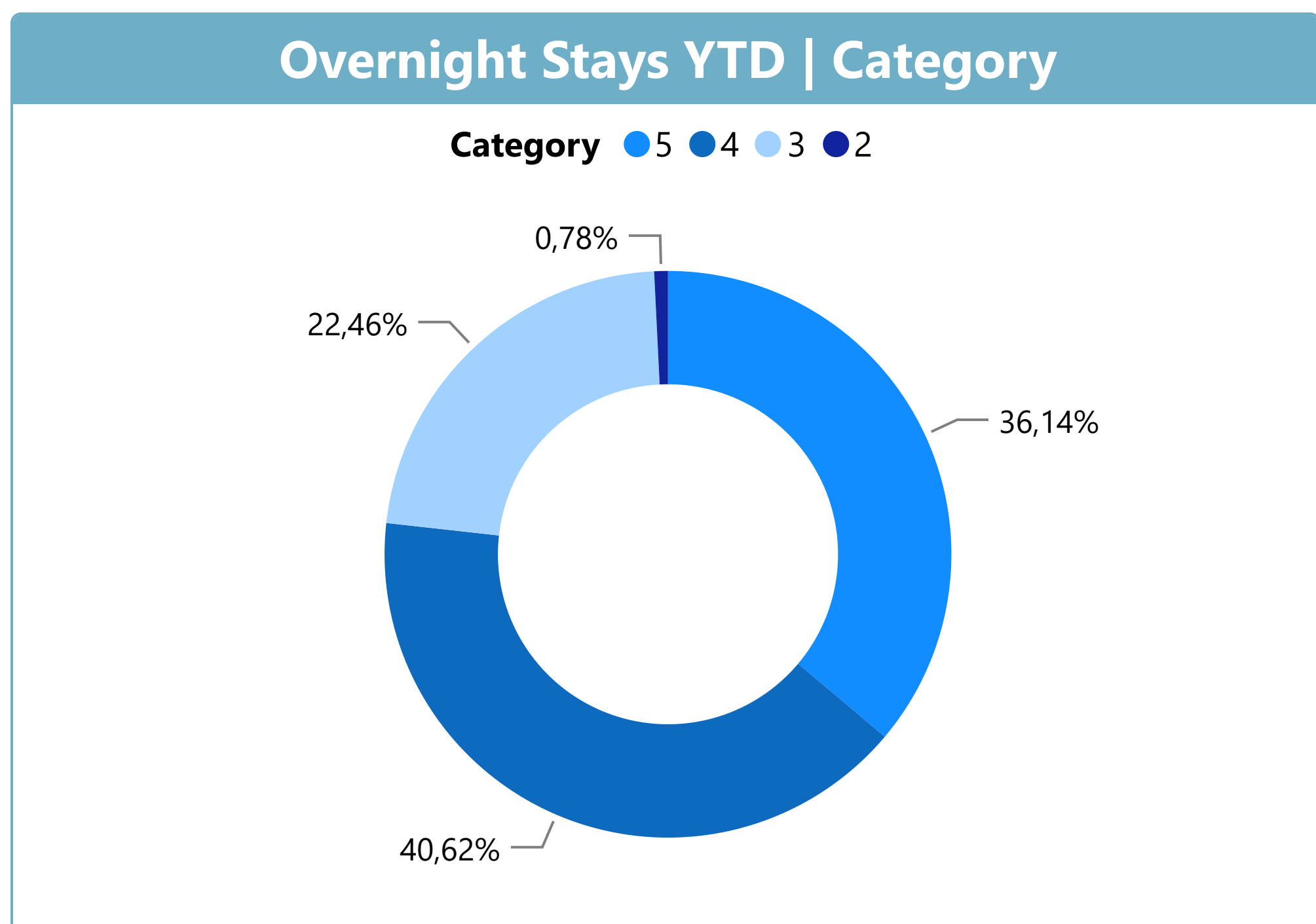


Top 10 Countries by Overnight Stays

Country	Month	Market Share	YTD	YTD Variation
Portugal	16.266	29,5%	30.909	-13,4%
Germany	5.874	10,6%	8.701	34,6%
UK	4.058	7,4%	6.486	-8,4%
France	2.024	3,7%	5.990	38,3%
USA	3.848	7,0%	5.854	-1,7%
Brazil	2.265	4,1%	5.740	-7,2%
Spain	2.570	4,7%	4.944	-8,8%
Italy	1.325	2,4%	3.251	55,3%
Netherlands	1.227	2,2%	2.178	20,5%
Ireland	1.238	2,2%	1.946	18,8%
Total Top 10	40.695	73,8%	75.999	-0,9%



Country	Month	Market Share	YTD	YTD Variation
Foreign	38.901	70,5%	68.183	4,5%
Portuguese	16.266	29,5%	30.909	-13,4%
Total	55.167	100,0%	99.092	-1,8%



Golf Rounds

February	2024
13.435	25.079
-7,3% ▼	-1,8% ▼

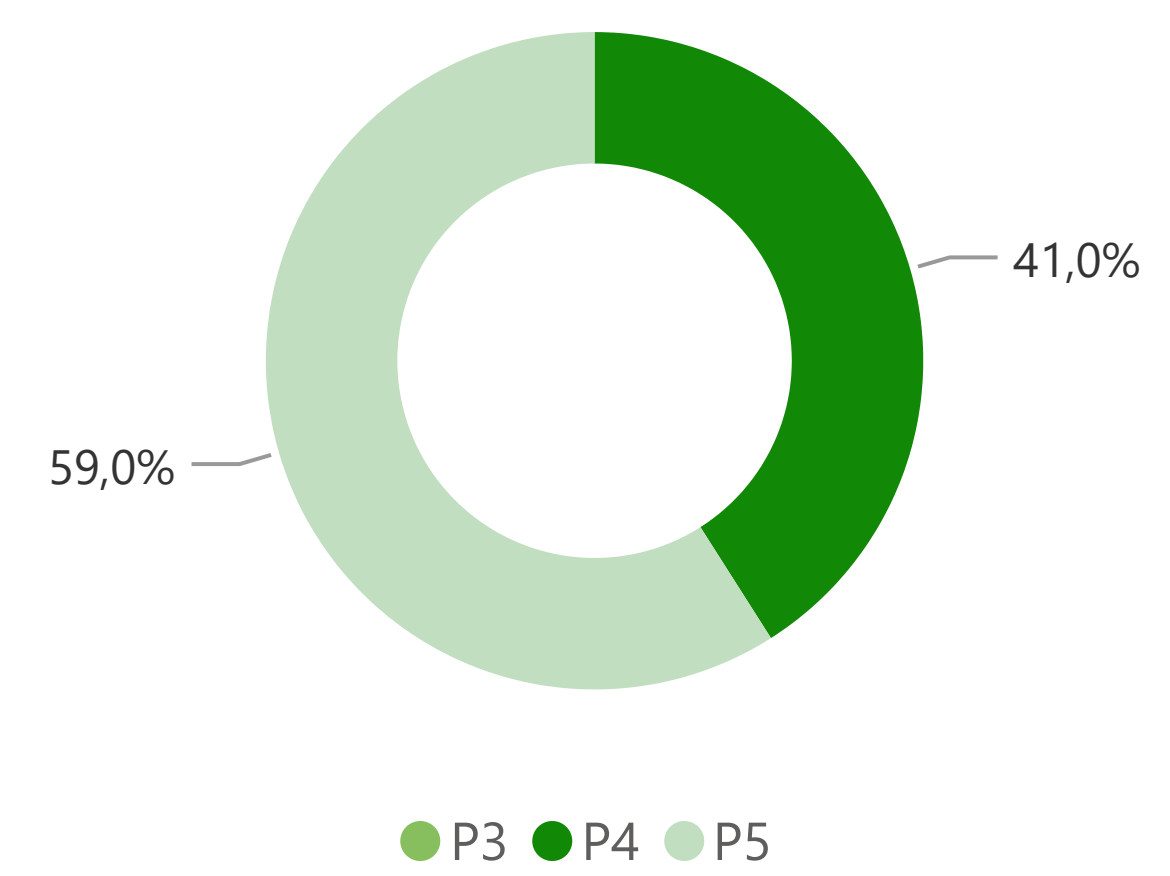
Passports

Passports 5 rounds		Passports 4 rounds		Passports 3 rounds	
February	2024	February	2024	February	2024
2 50,0% ▲	2 0,0% ▶	1 0,0% ▲	1 0,0% ▲	0 -100,0% ▼	2 -30,0% ▼
9 Rounds	9 Rounds	5 Rounds	5 Rounds	0 Rounds	7 Rounds

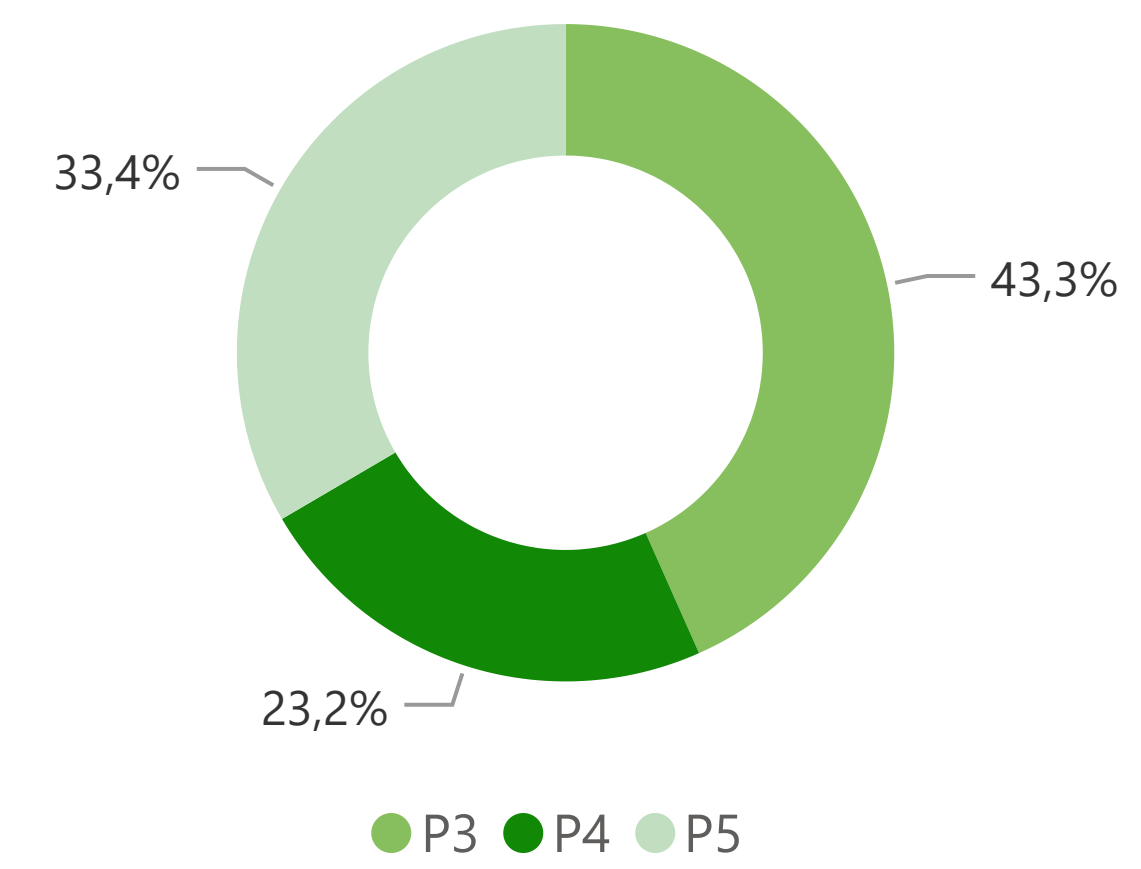
Top 10 Countries by Golf Rounds

Country	Month	Market Share	YTD	YTD Variation
Portugal Member	7.125	53,5%	14.284	6,8%
Portugal Non Member	2.355	17,7%	4.556	-14,2%
Germany	1.055	7,9%	1.346	63,7%
UK	729	5,5%	1.088	-34,8%
Sweden	311	2,3%	524	2,9%
USA	201	1,5%	322	18,4%
Denmark	197	1,5%	234	55,0%
Switzerland	187	1,4%	275	-2,8%
Netherlands	182	1,4%	267	-2,6%
France	177	1,3%	337	-37,0%
Total Top 10	12.519	94,0%	23.233	0,1%

Passports | Current Month



Passports | YTD



Country Breakdown

Country	Month	Market Share	YTD	YTD Variation
Portuguese	9.480	75,1%	18.840	0,8%
Foreign	3.955	24,9%	6.239	-8,9%
Total	13.435	100,0%	25.079	-1,8%

Cascais Visitor Center

Nationalities

February	2024
2.388	4.321
-0,9% ▼	10,2% ▲

Information Requests

February	2024
5.945	11.028
24,9% ▲	46,1% ▲

Top 10 Nationalities

Country	Month	Market Share	YTD	YTD Variation
USA	490	20,52%	770	27,9%
UK	343	14,36%	716	53,0%
Spain	232	9,72%	463	-2,5%
France	145	6,07%	305	-24,7%
Canada	195	8,17%	298	20,6%
Portugal	120	5,03%	256	13,8%
Germany	164	6,87%	247	8,3%
Brazil	110	4,61%	237	7,2%
Italy	79	3,31%	163	-28,5%
Netherlands	81	3,39%	112	19,1%
Total top 10	1.959	82,04%	3.567	11,7%

Top 10 Information Requests

Name	Month	Market Share	YTD	YTD Variation
Maps	1.411	0,2%	2.518	31,3%
General Information	905	0,1%	1.705	27,3%
Public Services	606	0,1%	1.114	164,6%
Transports	445	0,1%	939	113,9%
Museums	386	0,1%	703	14,7%
Local Food Restaurants	383	0,1%	697	86,9%
Informations Sintra	331	0,0%	658	74,1%
Informations Lisbon	256	0,0%	600	98,7%
City Parks	283	0,0%	519	-21,8%
Events	240	0,0%	342	122,1%
Total top 10	5.246	0,7%	9.795	48,4%

