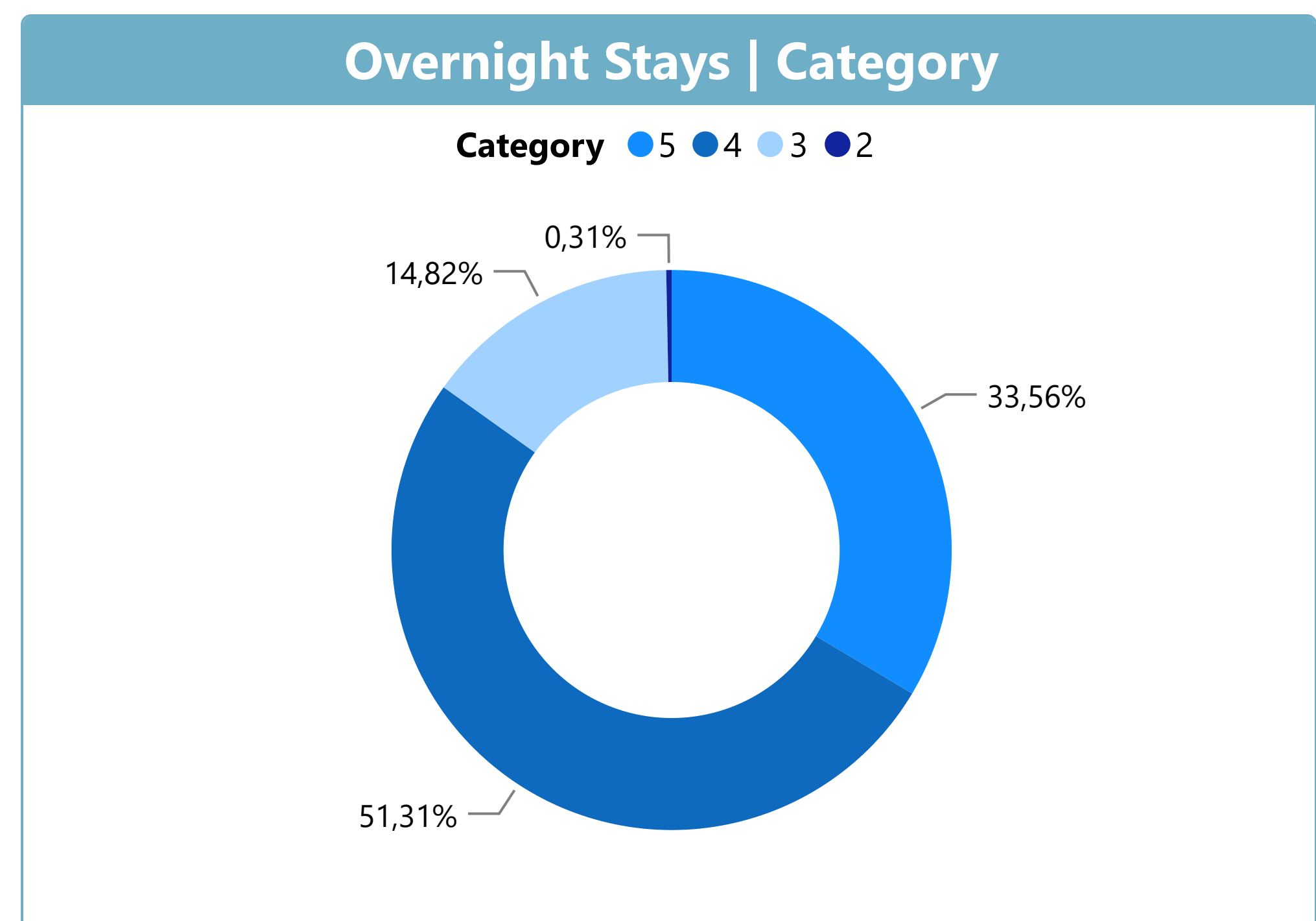
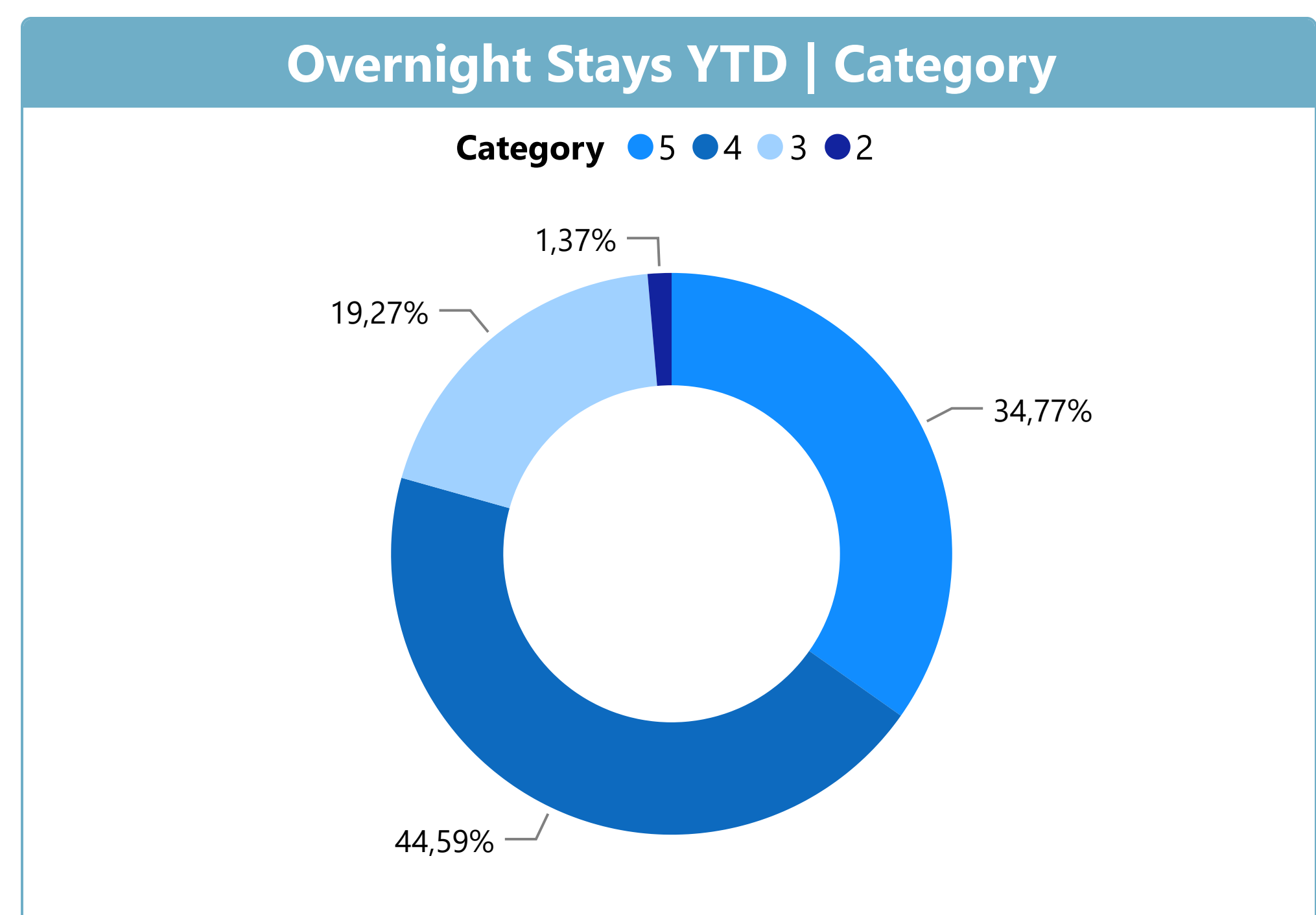


Top 10 Countries by Overnight Stays

Country	Month	Market Share	YTD	YTD Variation
Portugal	9.852	11,0%	170.108	-10,7%
UK	13.526	15,1%	91.618	-11,3%
Spain	4.841	5,4%	66.759	-4,5%
USA	7.654	8,5%	59.395	8,1%
Germany	7.344	8,2%	51.789	5,3%
Ireland	7.677	8,6%	46.693	-8,2%
France	4.919	5,5%	45.513	-5,1%
Brazil	3.212	3,6%	34.186	41,3%
Netherlands	4.355	4,9%	28.562	-17,5%
Belgium	3.664	4,1%	20.491	-4,1%
Total Top 10	67.044	74,9%	615.114	-4,9%



Country	Month	Market Share	YTD	YTD Variation
Foreign	79.694	89,0%	650.711	2,4%
Portuguese	9.852	11,0%	170.108	-10,7%
Total	89.546	100,0%	820.819	-0,6%



Golf Rounds

September

2023

21.703

154.152

6,3% ▲

▼ -7,1%

Passports

Passports 5 rounds
September

2023

7

-72,8% ▼

34

Rounds

97

▼ -45,3%

486

Rounds

Passports 4 rounds
September

2023

9

-17,8% ▼

37

Rounds

34

▼ -33,2%

135

Rounds

Passports 3 rounds
September

2023

42

-25,3% ▼

127

Rounds

154

▼ -44,1%

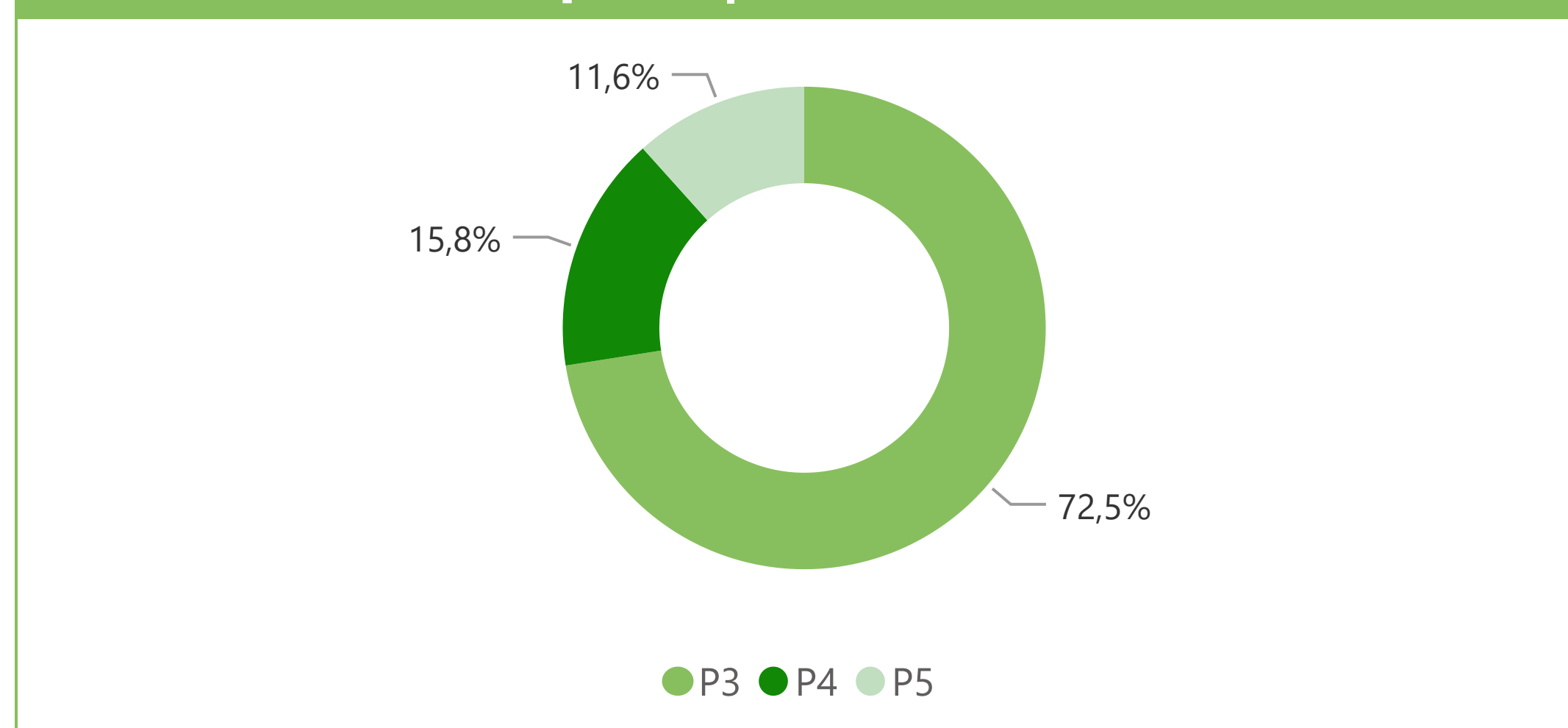
461

Rounds

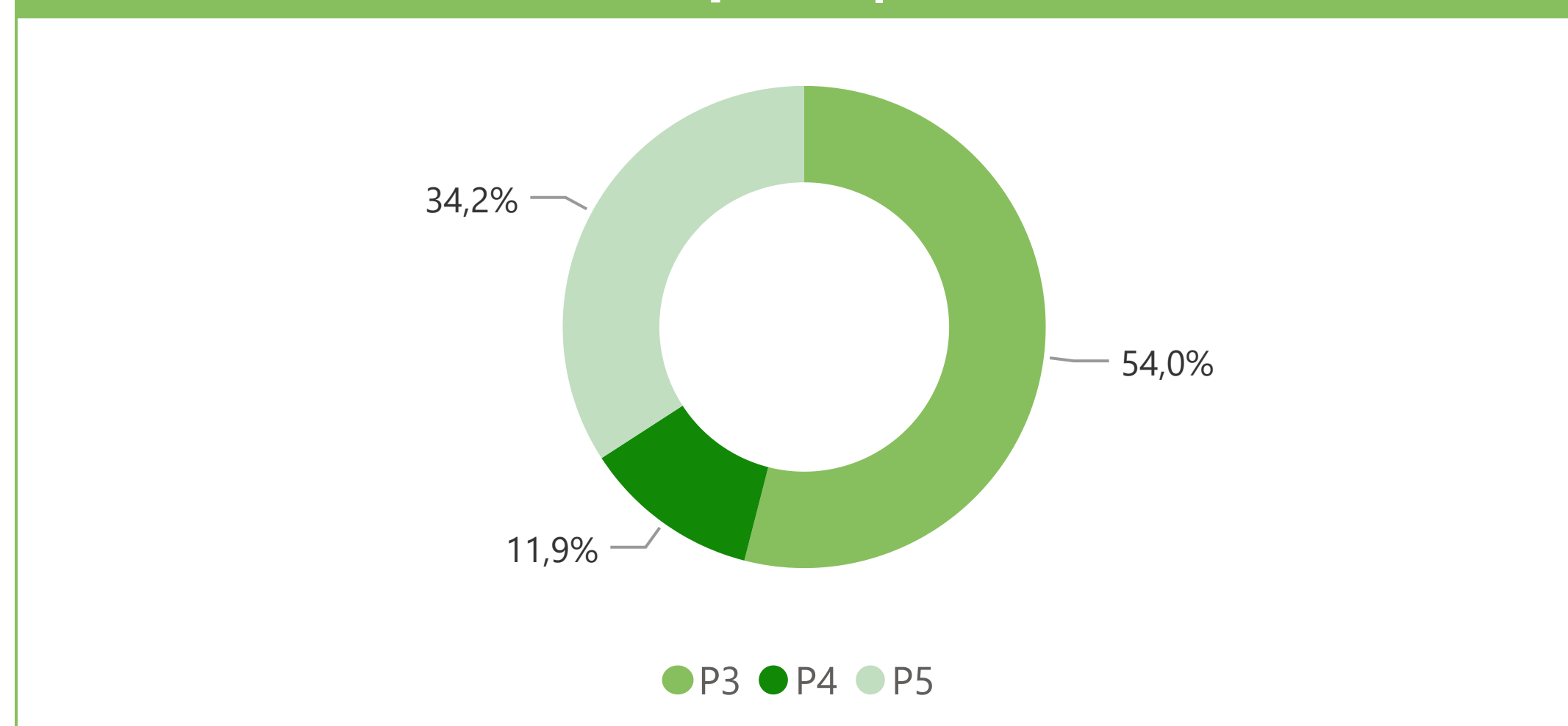
Top 10 Countries by Golf Rounds

Country	Month	Market Share	YTD	YTD Variation
Portugal Member	7.660	35,9%	62.712	-5,8%
Portugal Non Member	4.427	20,7%	32.659	-12,8%
UK	4.268	20,0%	20.611	7,7%
Sweden	945	4,4%	5.165	1,7%
Germany	550	2,6%	4.633	-19,5%
USA	537	2,5%	2.719	77,8%
France	401	1,9%	3.226	-15,1%
Denmark	397	1,9%	1.949	8,3%
Spain	354	1,7%	2.516	5,7%
Ireland	326	1,5%	1.548	-22,1%
Total Top 10	19.865	93,0%	137.738	-5,3%

Passports | Current Month



Passports | YTD



Country Breakdown

Country	Month	Market Share	YTD	YTD Variation
Portuguese	12.087	61,9%	95.371	-8,3%
Foreign	9.616	38,1%	58.781	-5,1%
Total	21.703	100,0%	154.152	-7,1%

Cascais Visitor Center

Nationalities

September

8.155

95,4% ▲

2023

58.758

▲ 63,7%

Information Requests

September

48.339

598,9% ▲

2023

202.075

▲ 292,3%

Top 10 Countries by Nationalities

Country	Month	Market Share	YTD	YTD Variation
Spain	752	9,22%	8.298	39,6%
USA	1.157	14,19%	7.956	44,0%
UK	1.188	14,57%	6.593	10,7%
France	572	7,01%	4.998	25,5%
Canada	519	6,36%	3.433	281,4%
Germany	380	4,66%	3.023	44,0%
Portugal	305	3,74%	2.745	85,2%
Ireland	462	5,67%	2.620	137,1%
Italy	318	3,90%	2.588	127,8%
Australia	393	4,82%	1.202	483,5%
Total top 10	6.046	74,14%	43.456	53,3%

Top 10 Information Requests

Name	Month	Market Share	YTD	YTD Variation
Maps	5.837	0,9%	36.359	168,5%
General Information	5.102	0,8%	25.038	176,7%
Transports	4.662	0,7%	17.028	473,5%
Public Services	4.221	0,6%	14.609	498,0%
Informations Sintra	3.665	0,6%	13.573	522,6%
City Parks	3.699	0,6%	13.505	279,1%
Museums	3.435	0,5%	13.448	259,8%
Informations Lisbon	3.818	0,6%	12.733	681,2%
Local Food Restaurants	3.540	0,5%	12.650	532,8%
Beaches	2.668	0,4%	12.390	533,4%
Total top 10	40.647	6,2%	171.333	297,8%

