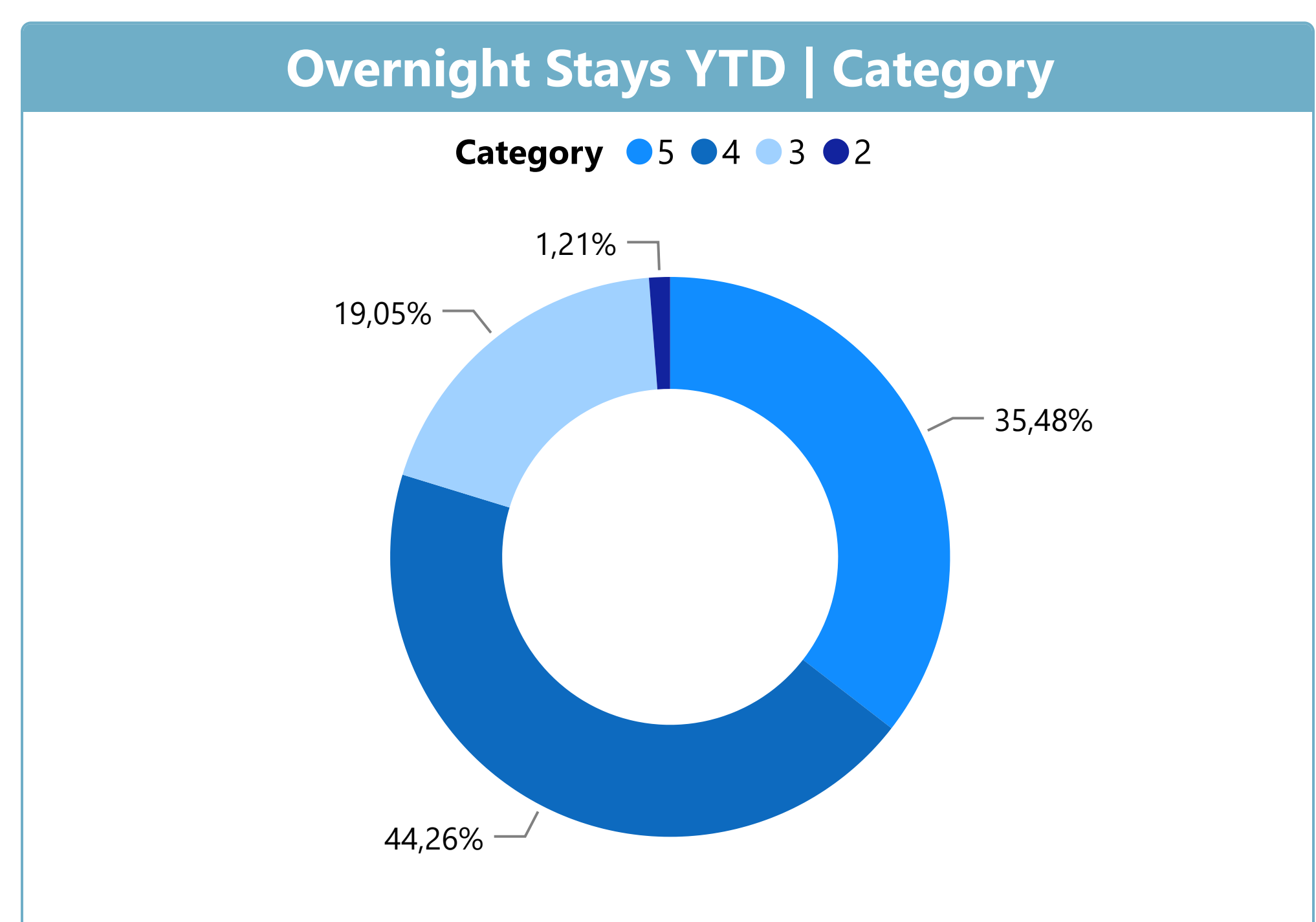
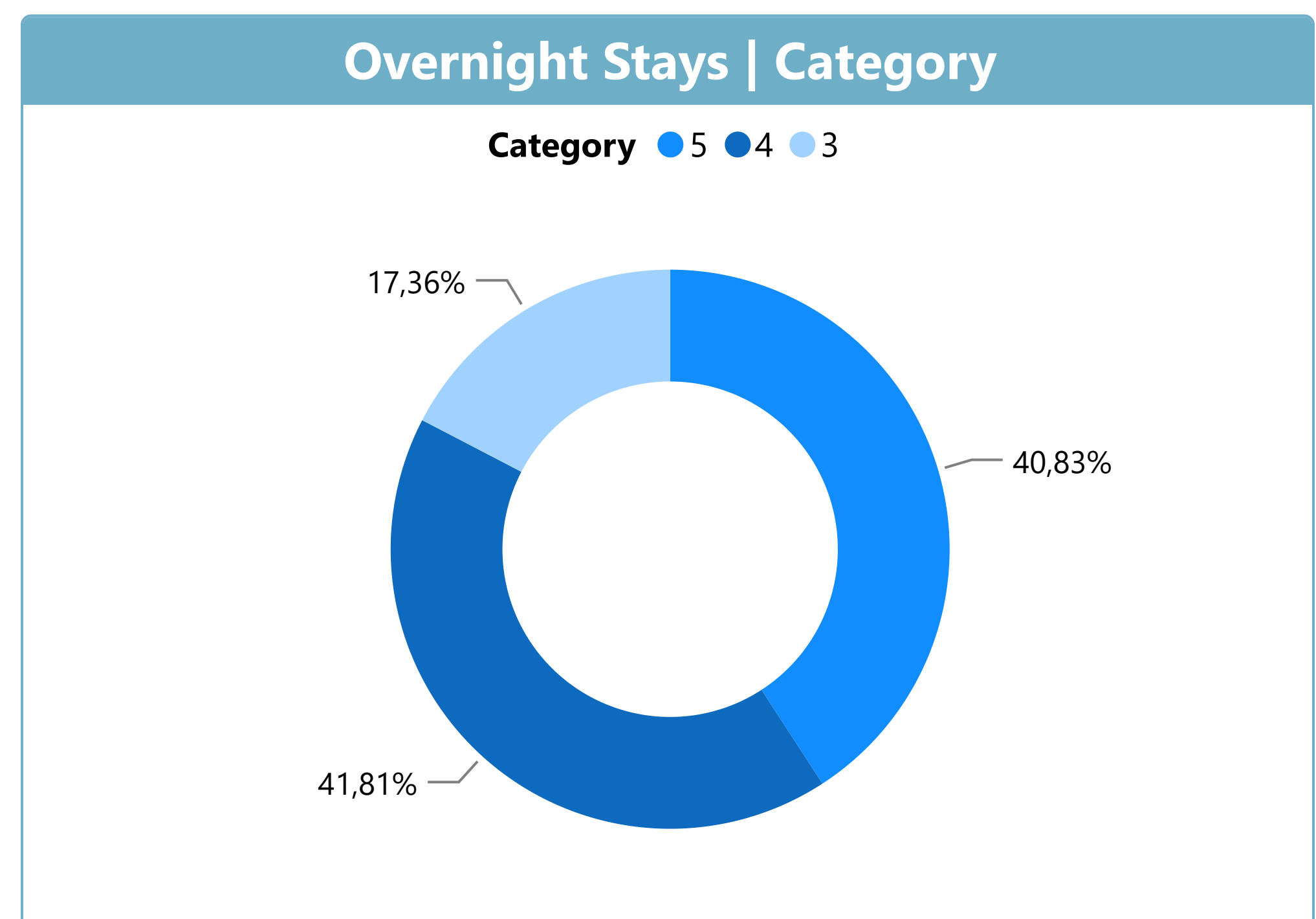


Top 10 Countries by Overnight Stays

Country	Month	Market Share	YTD	YTD Variation
Portugal	17.554	16,1%	187.662	-9,7%
UK	14.529	13,3%	106.147	-9,5%
Spain	4.874	4,5%	71.633	-4,5%
USA	8.800	8,1%	68.195	10,8%
Germany	7.047	6,5%	58.836	5,5%
Ireland	6.951	6,4%	53.644	-4,8%
France	5.917	5,4%	51.430	-4,2%
Netherlands	4.123	3,8%	32.685	-15,0%
Denmark	3.590	3,3%	14.189	-4,0%
Finland	4.227	3,9%	13.943	20,6%
Total Top 10	77.612	71,2%	658.364	-4,9%



Country	Month	Market Share	YTD	YTD Variation
Foreign	91.445	83,9%	742.156	3,1%
Portuguese	17.554	16,1%	187.662	-9,7%
Total	108.999	100,0%	929.818	0,2%



Golf Rounds

October	2023
23.617	177.769
1,9% ▲	-6,0% ▼

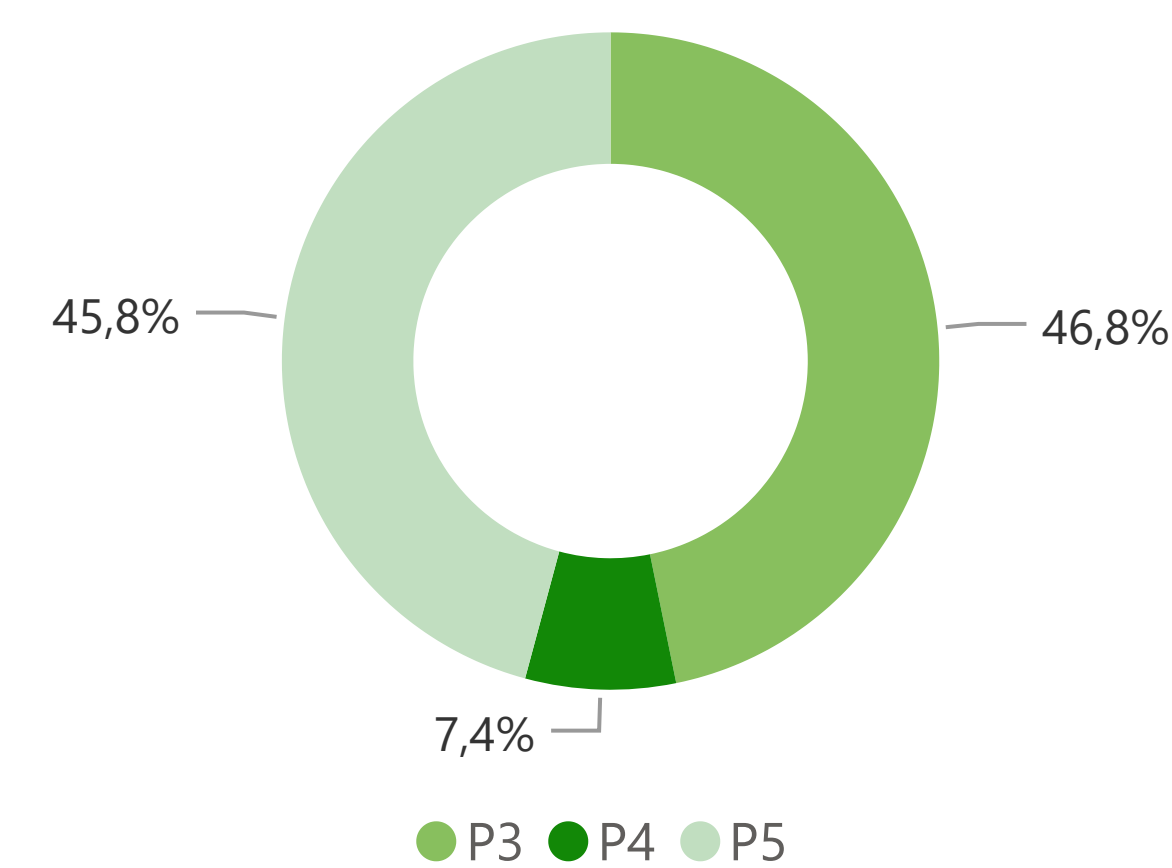
Passports

Passports 5 rounds		Passports 4 rounds		Passports 3 rounds	
October	2023	October	2023	October	2023
25	122	4	38	25	179
-70,8% ▼	-53,5% ▼	-5,9% ▼	-31,1% ▼	-59,4% ▼	-46,9% ▼
124 Rounds	610 Rounds	16 Rounds	151 Rounds	76 Rounds	537 Rounds

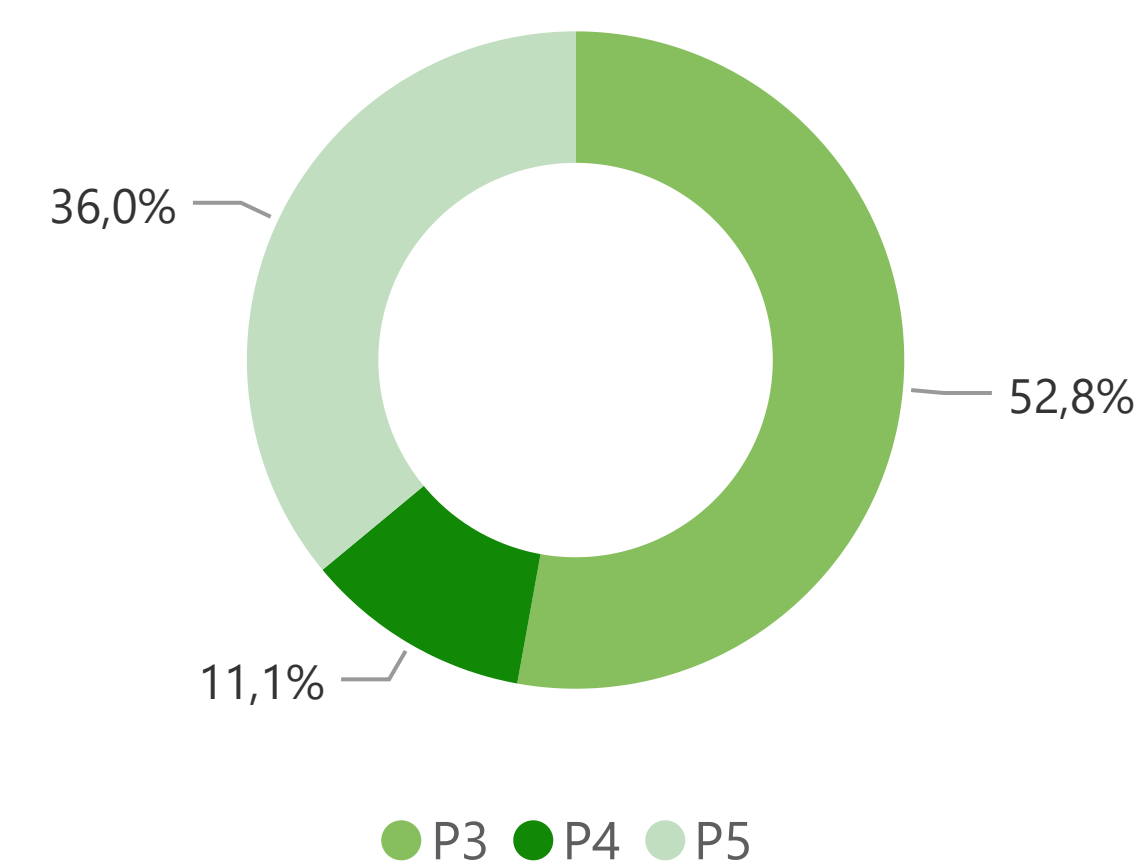
Top 10 Countries by Golf Rounds

Country	Month	Market Share	YTD	YTD Variation
Portugal Member	7.042	30,9%	69.754	-4,7%
UK	4.278	18,8%	24.889	6,2%
Portugal Non Member	3.746	16,4%	36.405	-11,7%
Sweden	1.219	5,4%	6.384	0,7%
Finland	1.011	4,4%	3.781	27,4%
Germany	766	3,4%	5.399	-18,2%
Denmark	710	3,1%	2.659	20,6%
France	624	2,7%	3.850	-12,0%
USA	578	2,5%	3.297	68,7%
Ireland	525	2,3%	2.073	-12,9%
Total Top 10	20.499	90,0%	158.491	-3,8%

Passports | Current Month



Passports | YTD



Country	Month	Market Share	YTD	YTD Variation
Foreign	12.829	40,3%	71.610	-4,2%
Portuguese	10.788	59,7%	106.159	-7,2%
Total	23.617	100,0%	177.769	-6,0%

Cascais Visitor Center

Nationalities	October	2023
	5.512	64.270
	-8,4% ▼	53,4% ▲

Information Requests	October	2023
	26.286	228.361
	159,2% ▲	270,4% ▲

Country	Month	Market Share	YTD	YTD Variation
Spain	517	9,38%	8.815	34,1%
USA	785	14,24%	8.741	39,0%
UK	849	15,40%	7.442	10,8%
France	390	7,08%	5.388	19,8%
Canada	364	6,60%	3.797	201,1%
Germany	309	5,61%	3.332	33,2%
Portugal	206	3,74%	2.951	78,0%
Ireland	220	3,99%	2.840	93,2%
Brazil	207	3,76%	2.832	70,6%
Finland	200	3,63%	801	75,7%
Total top 10	4.047	73,42%	46.939	41,9%

Name	Month	Market Share	YTD	YTD Variation
Maps	3.418	0,5%	39.777	150,8%
General Information	2.995	0,4%	28.033	161,7%
Transports	2.575	0,4%	19.603	444,8%
Public Services	2.475	0,4%	17.084	461,2%
Informations Sintra	1.879	0,3%	15.452	435,4%
Museums	1.897	0,3%	15.345	252,3%
City Parks	1.691	0,2%	15.196	268,7%
Local Food Restaurants	2.074	0,3%	14.724	478,3%
Informations Lisbon	1.780	0,3%	14.513	563,3%
Local Market	1.325	0,2%	8.341	403,7%
Total top 10	22.109	3,3%	188.068	269,0%

