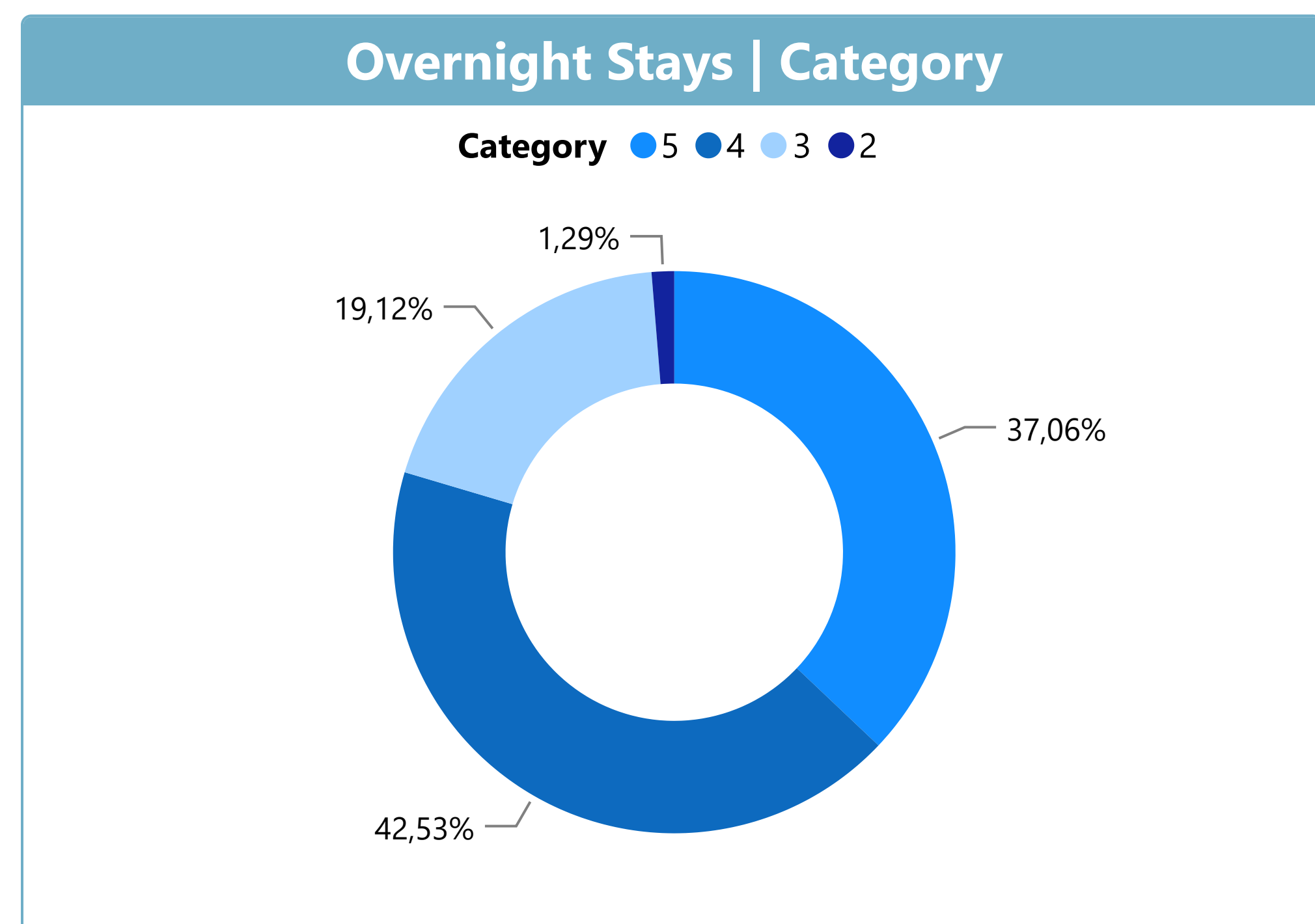
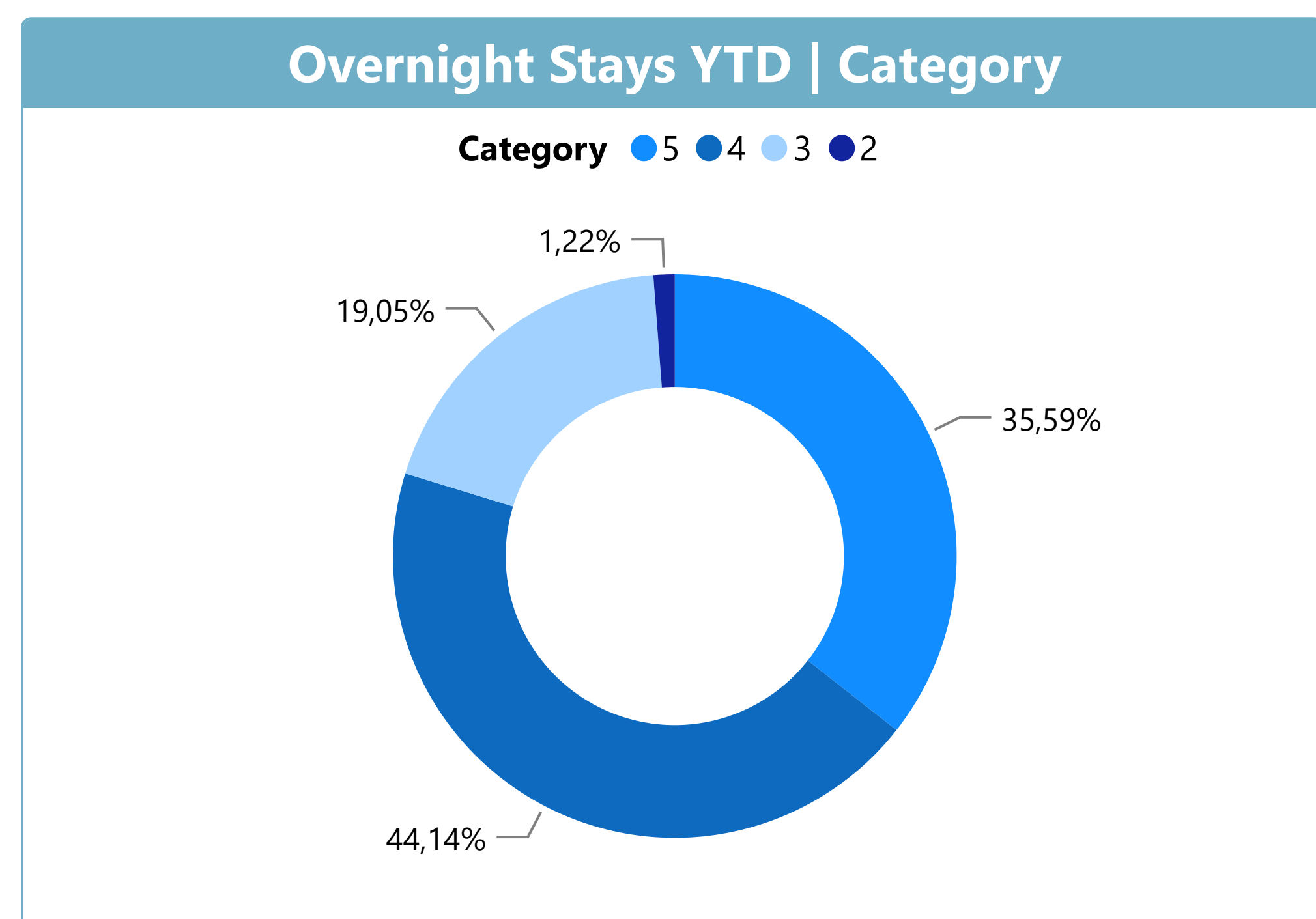


Top 10 Countries by Overnight Stays

Country	Month	Market Share	YTD	YTD Variation
Portugal	15.430	22,2%	203.092	-10,7%
UK	5.099	7,3%	111.246	-8,8%
Spain	2.990	4,3%	74.623	-5,2%
USA	5.374	7,7%	73.569	12,7%
Germany	4.920	7,1%	63.756	6,6%
France	4.556	6,6%	55.986	-1,6%
Ireland	2.108	3,0%	55.752	-3,9%
Brazil	2.923	4,2%	40.329	29,9%
Sweden	3.307	4,8%	23.409	-6,3%
Finland	3.929	5,7%	17.872	26,8%
Total Top 10	50.636	72,8%	719.634	-2,5%



Country	Month	Market Share	YTD	YTD Variation
Foreign	54.078	77,8%	796.234	3,6%
Portuguese	15.430	22,2%	203.092	-10,7%
Total	69.508	100,0%	999.326	0,4%



Golf Rounds

November

2023

18.128

195.897

5,6% ▲

-5,1% ▼

Passports

Passports 5 rounds

November

2023

12

313,3% ▲

134

-49,4% ▼

62
Rounds

672
Rounds

Passports 4 rounds

November

2023

12

0,0% ▲

50

-9,6% ▼

47
Rounds

198
Rounds

Passports 3 rounds

November

2023

15

-6,4% ▼

194

-45,1% ▼

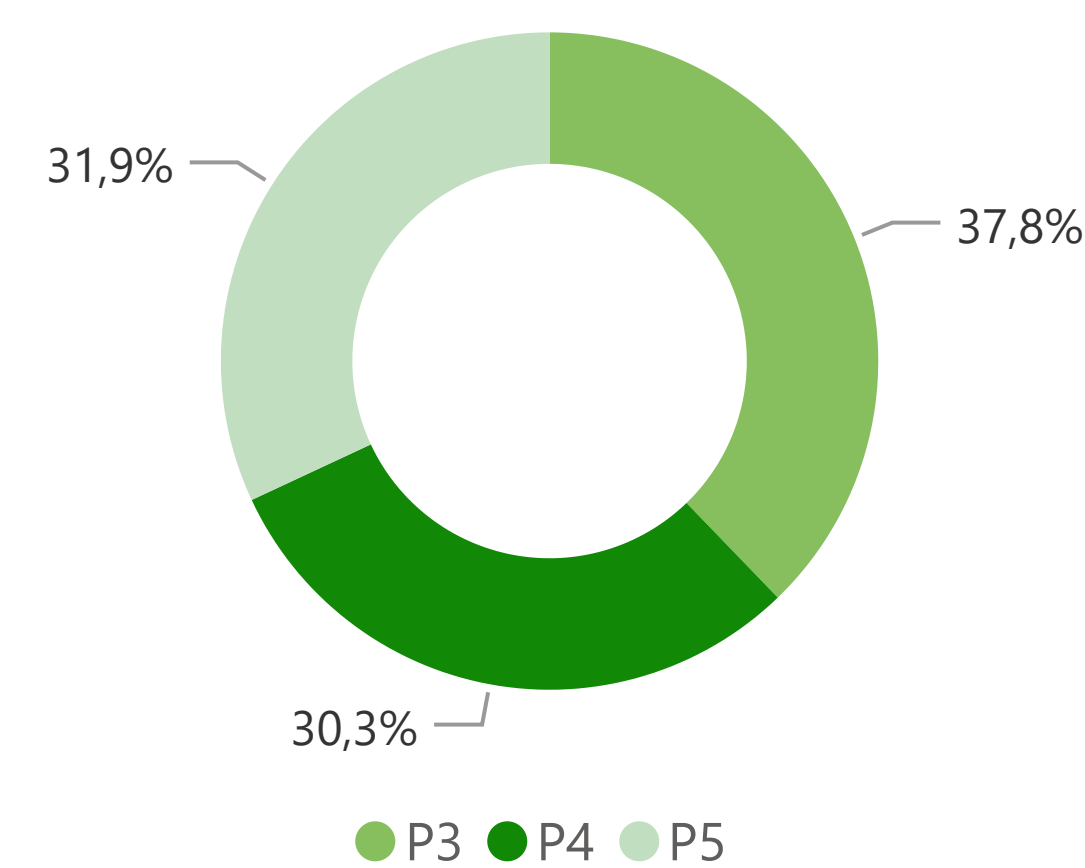
44
Rounds

581
Rounds

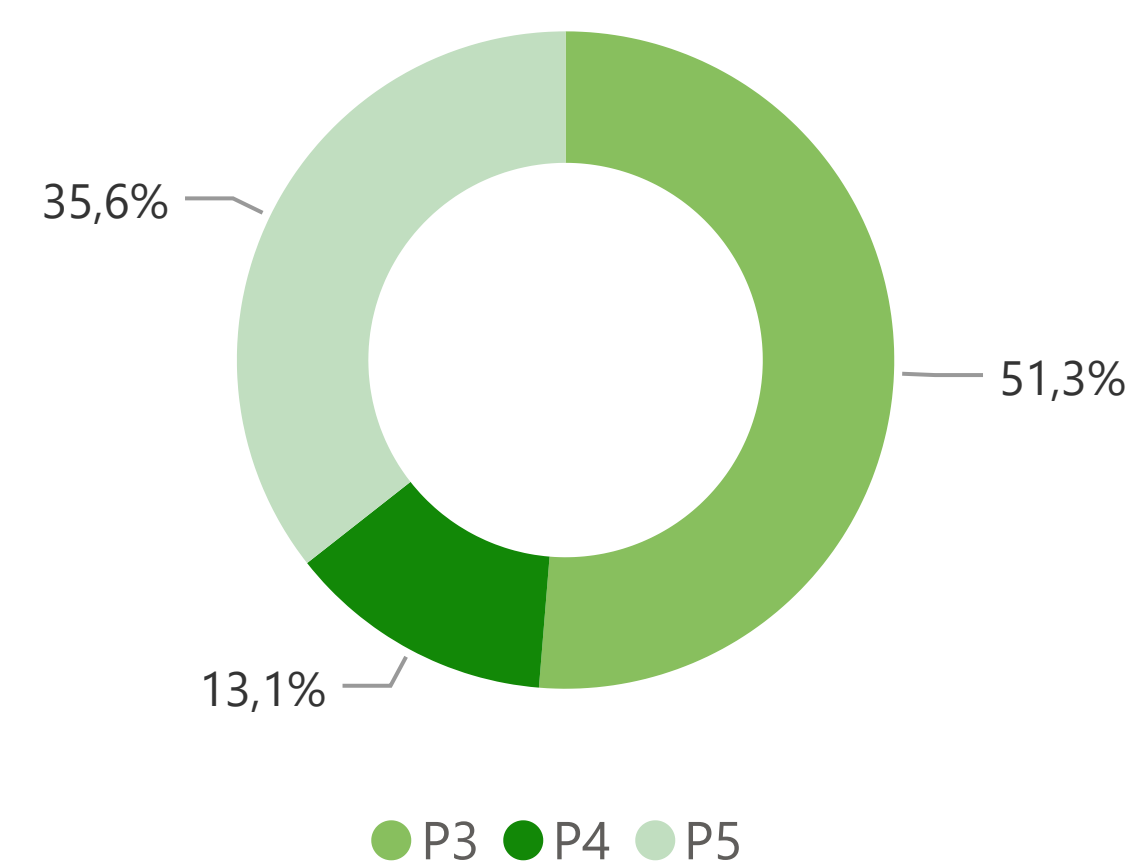
Top 10 Countries by Golf Rounds

Country	Month	Market Share	YTD	YTD Variation
Portugal Member	8.389	46,8%	78.143	-2,7%
Portugal Non Member	3.074	17,1%	39.479	-12,2%
UK	1.358	7,6%	26.247	8,2%
Sweden	1.050	5,9%	7.434	5,1%
Finland	773	4,3%	4.554	23,8%
Germany	715	4,0%	6.114	-14,2%
France	650	3,6%	4.500	-1,7%
Norway	306	1,7%	1.806	-20,2%
Netherlands	242	1,3%	2.236	-10,4%
Switzerland	198	1,1%	2.189	-16,3%
Total Top 10	16.755	93,4%	172.702	-3,7%

Passports | Current Month



Passports | YTD



Country

Month

Market Share

YTD

YTD Variation

Portuguese	11.463	60,0%	117.622	-6,1%
Foreign	6.665	40,0%	78.275	-3,4%
Total	18.128	100,0%	195.897	-5,1%

Cascais Visitor Center

Nationalities

November

2023

3.330

67.600

11,8% ▲

50,6% ▲

Information Requests

November

2023

9.276

237.637

97,4% ▲

258,2% ▲

Country

Month

Market Share

YTD

YTD Variation

USA	494	14,83%	9.235	38,2%
Spain	358	10,75%	9.173	33,5%
UK	559	16,79%	8.001	13,9%
France	246	7,39%	5.634	16,6%
Canada	196	5,89%	3.993	177,9%
Germany	164	4,92%	3.496	31,0%
Portugal	177	5,32%	3.128	72,1%
Brazil	198	5,95%	3.030	64,5%
Ireland	102	3,06%	2.942	87,7%
Italy	97	2,91%	2.882	95,1%
Total top 10	2.591	77,81%	51.514	42,2%

Name

Month

Market Share

YTD

YTD Variation

Maps	2.139	0,3%	41.916	144,4%
General Information	1.386	0,2%	29.419	156,0%
Transports	708	0,1%	20.311	428,9%
Public Services	1.020	0,1%	18.104	442,5%
Informations Sintra	645	0,1%	16.097	415,1%
Museums	475	0,1%	15.820	234,0%
City Parks	379	0,1%	15.575	250,6%
Local Food Restaurants	754	0,1%	15.478	474,1%
Informations Lisbon	499	0,1%	15.012	536,9%
Events	276	0,0%	7.225	537,1%
Total top 10	8.281	1,2%	194.957	259,0%

