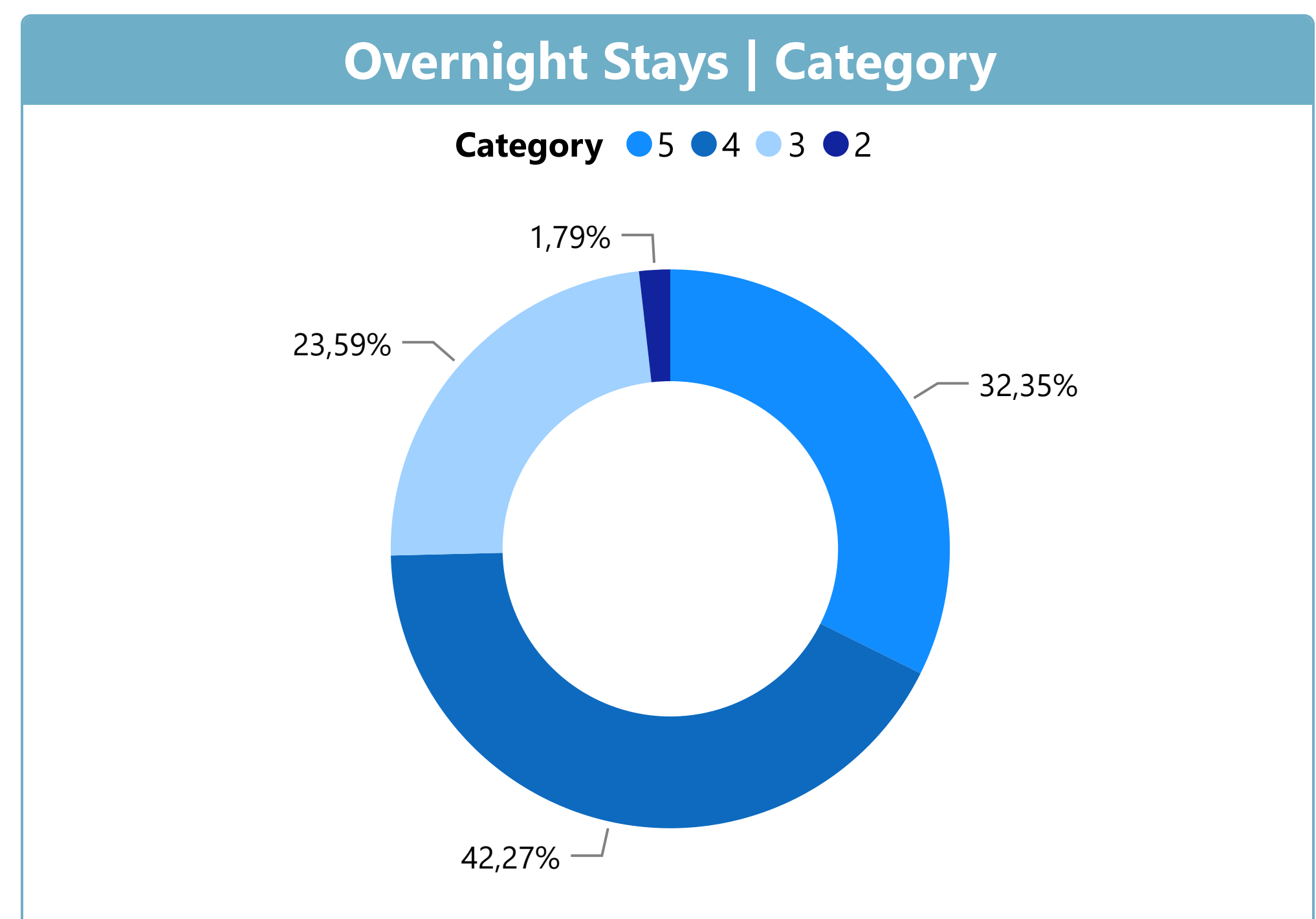
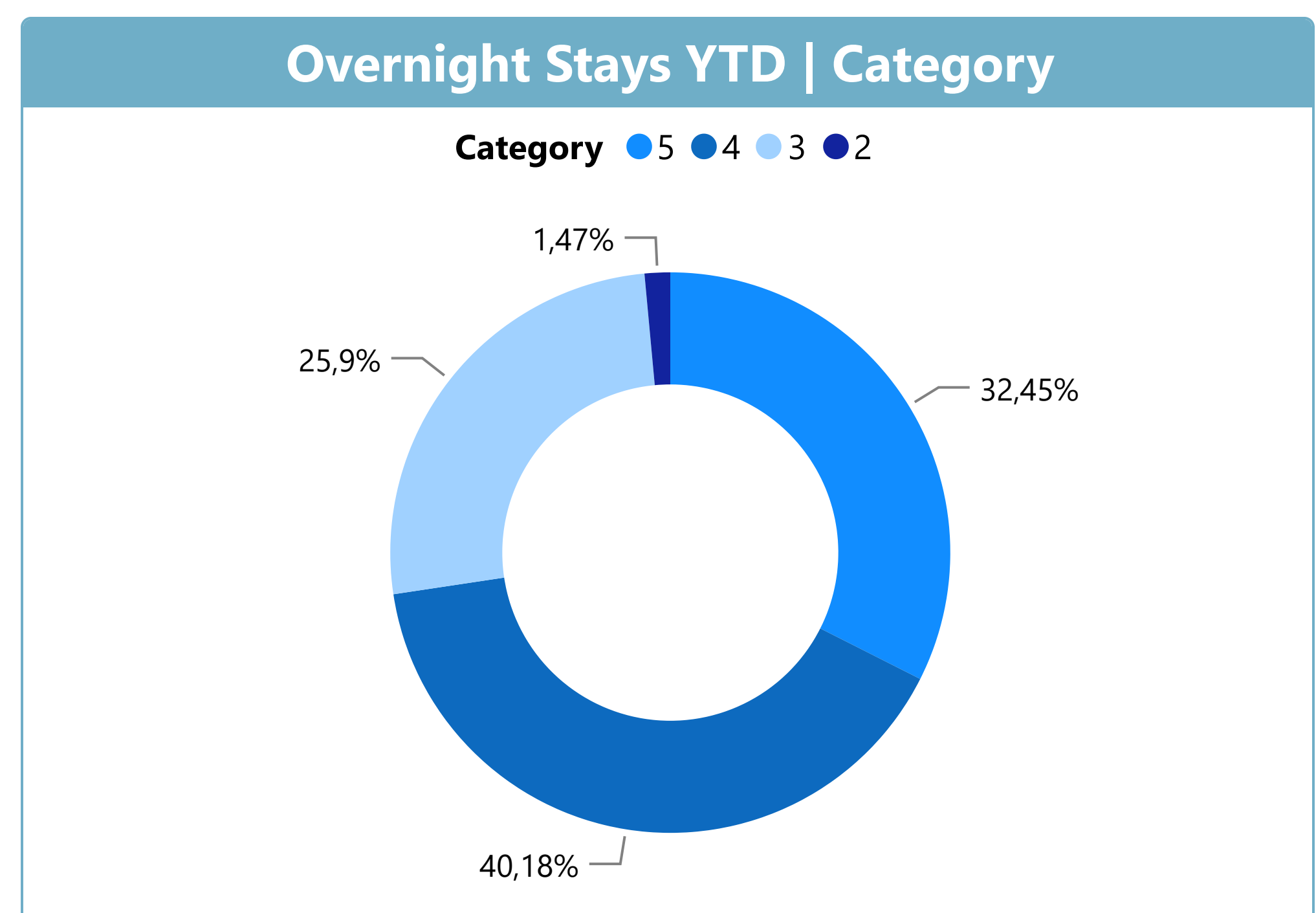


Top 10 Countries by Overnight Stays

Country	Month	Market Share	YTD	YTD Variation
Portugal	19.390	26,3%	55.085	25,1%
UK	6.108	8,3%	13.192	13,0%
Germany	6.034	8,2%	12.499	24,0%
USA	4.328	5,9%	10.283	41,7%
Spain	4.578	6,2%	9.997	56,7%
Brazil	2.721	3,7%	8.909	77,3%
France	3.111	4,2%	7.443	26,0%
Sweden	3.149	4,3%	4.553	9,1%
Denmark	2.787	3,8%	3.438	33,1%
Finland	2.589	3,5%	3.424	89,7%
Total Top 10	54.795	74,2%	128.823	30,2%



Country	Month	Market Share	YTD	YTD Variation
Foreign	54.458	73,7%	119.679	35,2%
Portuguese	19.390	26,3%	55.085	25,1%
Total	73.848	100,0%	174.764	31,8%



Golf Rounds

March	2023
21.623	47.160
11,7% ▲	-6,1% ▼

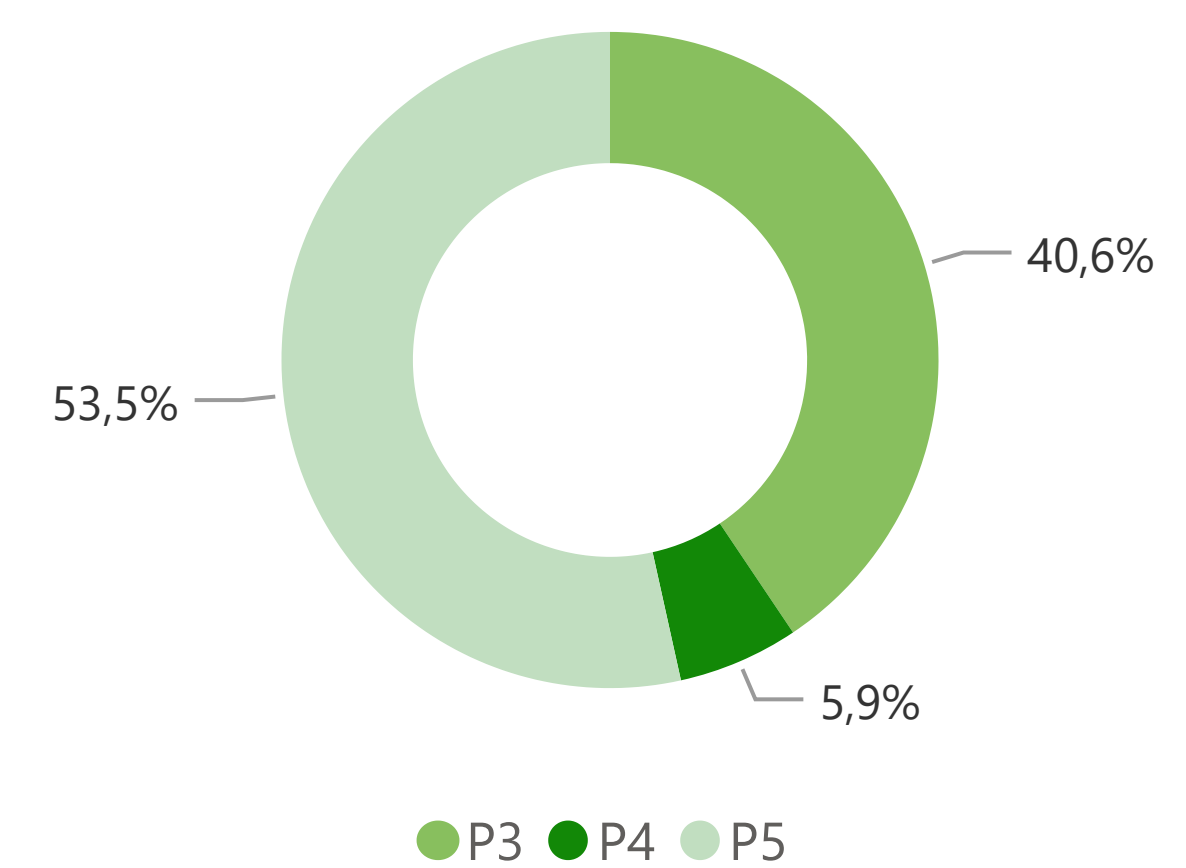
Passports

Passports 5 rounds		Passports 4 rounds		Passports 3 rounds	
March	2023	March	2023	March	2023
18	20	2	2	14	17
-58,5% ▼	-60,9% ▼	-55,6% ▼	-81,8% ▼	-53,9% ▼	-67,7% ▼
90 Rounds	99 Rounds	8 Rounds	8 Rounds	41 Rounds	51 Rounds

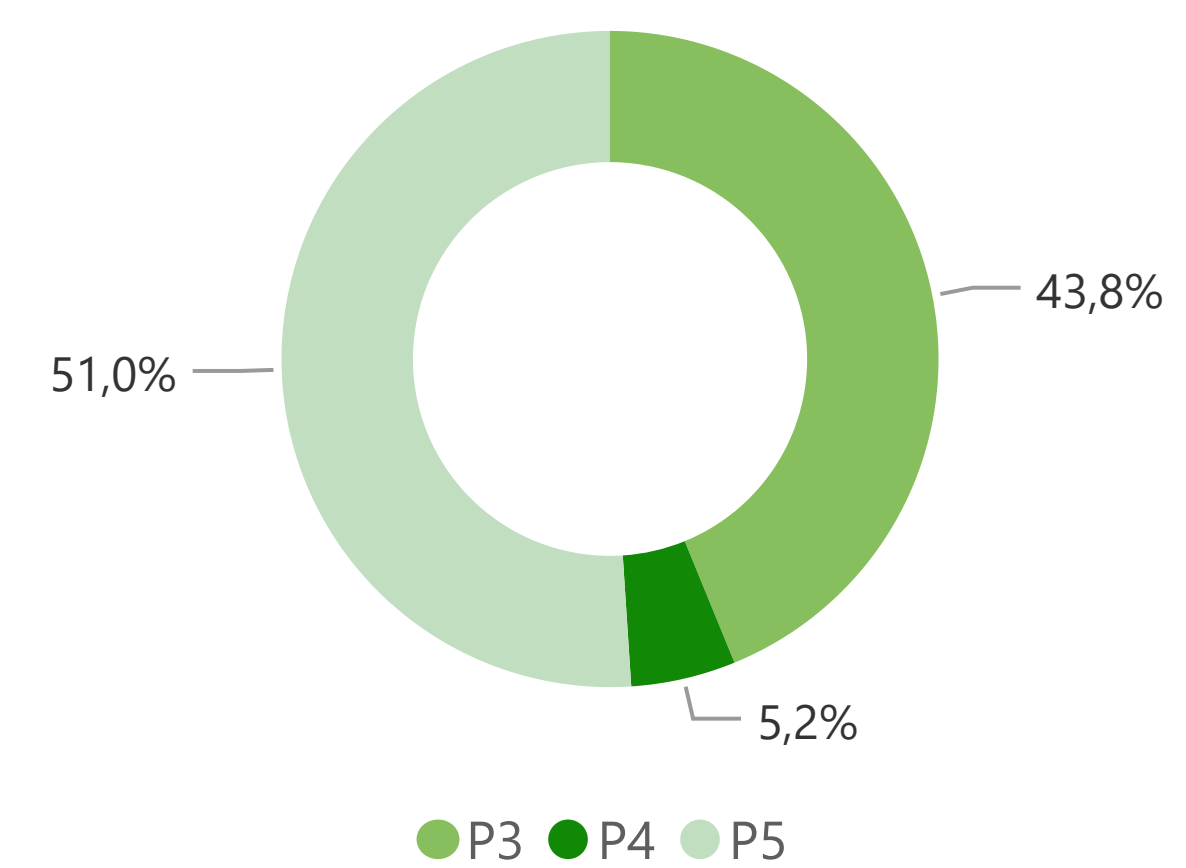
Top 10 Countries by Golf Rounds

Country	Month	Market Share	YTD	YTD Variation
Portugal Member	8.054	38,5%	21.431	-10,8%
Portugal Non Member	4.623	22,1%	9.933	4,5%
UK	2.012	9,6%	3.681	11,2%
Sweden	1.332	6,4%	1.841	10,0%
Germany	1.229	5,9%	2.051	-23,2%
Finland	826	4,0%	1.029	22,6%
Denmark	689	3,3%	840	32,3%
France	362	1,7%	897	-20,5%
Switzerland	305	1,5%	588	-19,1%
Netherlands	232	1,1%	506	-18,4%
Total Top 10	19.664	94,1%	42.797	-5,2%

Passports | Current Month



Passports | YTD



Country	Month	Market Share	YTD	YTD Variation
Portuguese	12.677	66,5%	31.364	-6,5%
Foreign	8.946	33,5%	15.796	-5,5%
Total	21.623	100,0%	47.160	-6,1%

Cascais Visitor Center

Nationalities

March	2023
3.376	7.296
31,8% ▲	46,5% ▲

Information Requests

March	2023
6.826	14.375
54,6% ▲	69,8% ▲

Country	Month	Market Share	YTD	YTD Variation
USA	591	17,51%	1.193	53,1%
UK	382	11,32%	850	27,8%
Spain	358	10,60%	833	104,2%
France	323	9,57%	728	10,1%
Germany	203	6,01%	431	6,7%
Italy	202	5,98%	430	235,9%
Canada	156	4,62%	403	492,6%
Brazil	179	5,30%	400	81,0%
Portugal	153	4,53%	378	5,6%
Netherlands	110	3,26%	204	44,7%
Total top 10	2.657	78,70%	5.850	52,6%

Name	Month	Market Share	YTD	YTD Variation
Maps	1.899	0,4%	3.817	88,5%
General Information	1.326	0,3%	2.665	85,1%
City Parks	422	0,1%	1.086	41,8%
Museums	467	0,1%	1.080	48,6%
Transports	437	0,1%	876	110,1%
Informations Sintra	403	0,1%	781	175,0%
Public Services	345	0,1%	766	120,1%
Local Food Restaurants	283	0,1%	656	86,4%
Informations Lisbon	330	0,1%	632	196,7%
Beaches	158	0,0%	281	22,2%
Total top 10	6.070	1,3%	12.640	85,8%

