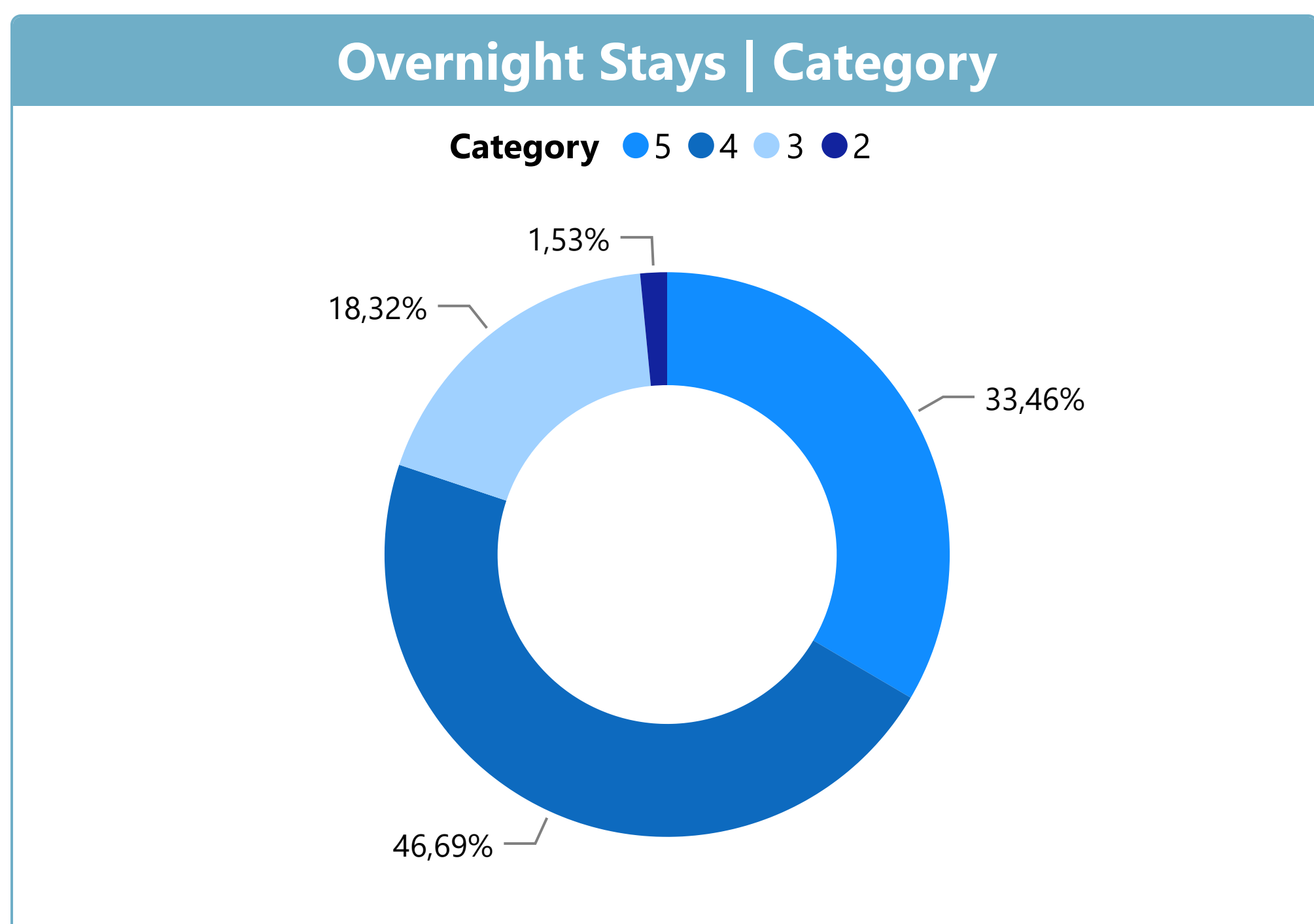
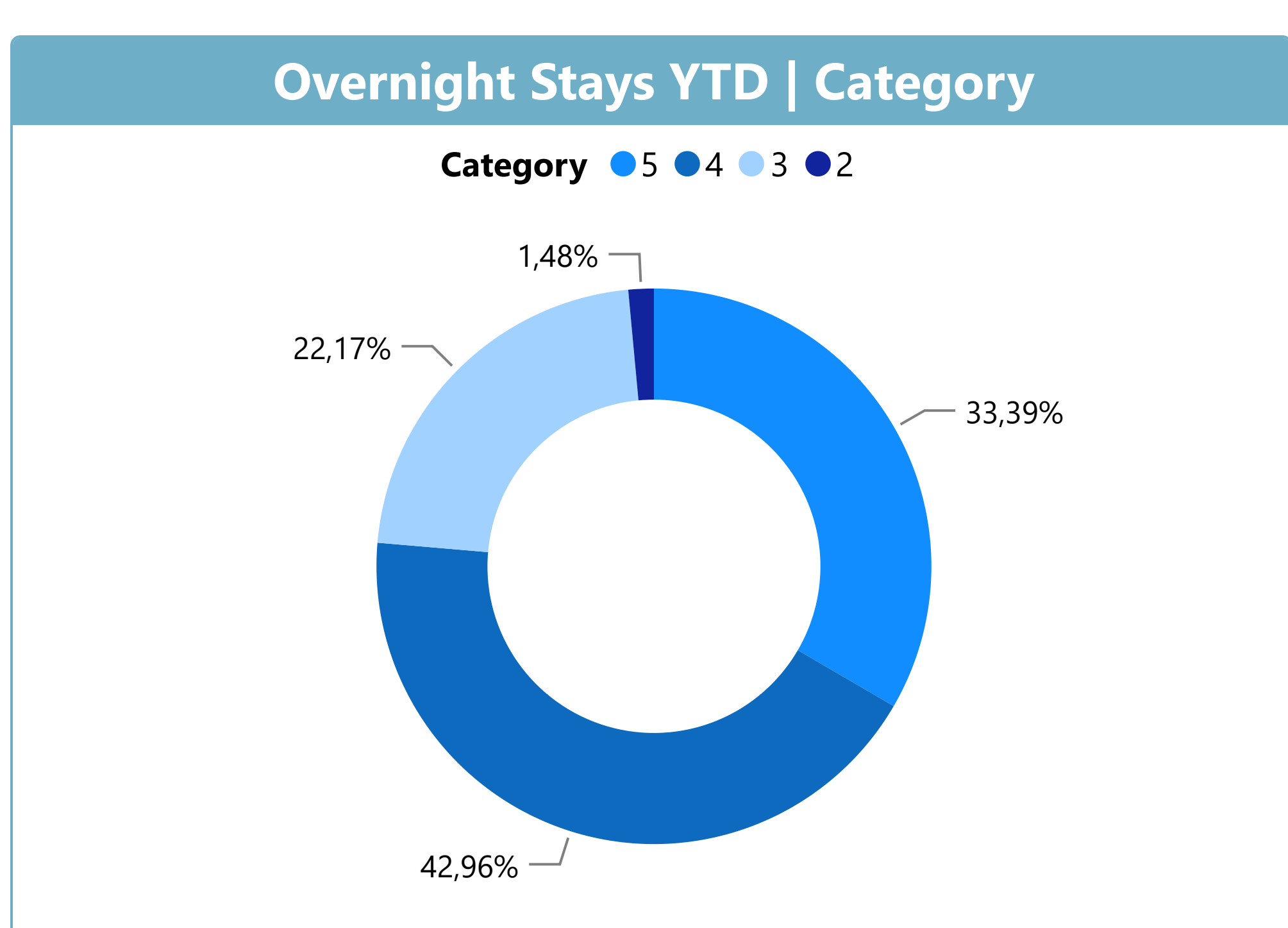


Top 10 Countries by Overnight Stays

Country	Month	Market Share	YTD	YTD Variation
Portugal	20.579	19,9%	98.887	11,8%
UK	13.385	13,0%	37.754	-7,1%
USA	8.367	8,1%	25.753	25,1%
Germany	6.914	6,7%	25.068	5,2%
Spain	4.615	4,5%	24.202	13,0%
France	6.554	6,3%	19.254	2,1%
Brazil	5.608	5,4%	17.719	66,9%
Ireland	5.572	5,4%	13.524	-14,9%
Netherlands	4.261	4,1%	10.044	-16,4%
Belgium	2.672	2,6%	6.798	-8,8%
Total Top 10	78.527	76,0%	279.003	7,4%



Country	Month	Market Share	YTD	YTD Variation
Foreign	82.763	80,1%	277.192	11,0%
Portuguese	20.579	19,9%	98.887	11,8%
Total	103.342	100,0%	376.079	11,2%



These data refer to Cascais (destination/municipality) and are based on a sample of 28 units. Economic data collected and processed by the association ARHCESMO. The information processing system is provided by PowerBI.



Golf Rounds

May 2023
22.314 **89.843**
 -9,9% ▼ -8,2% ▼

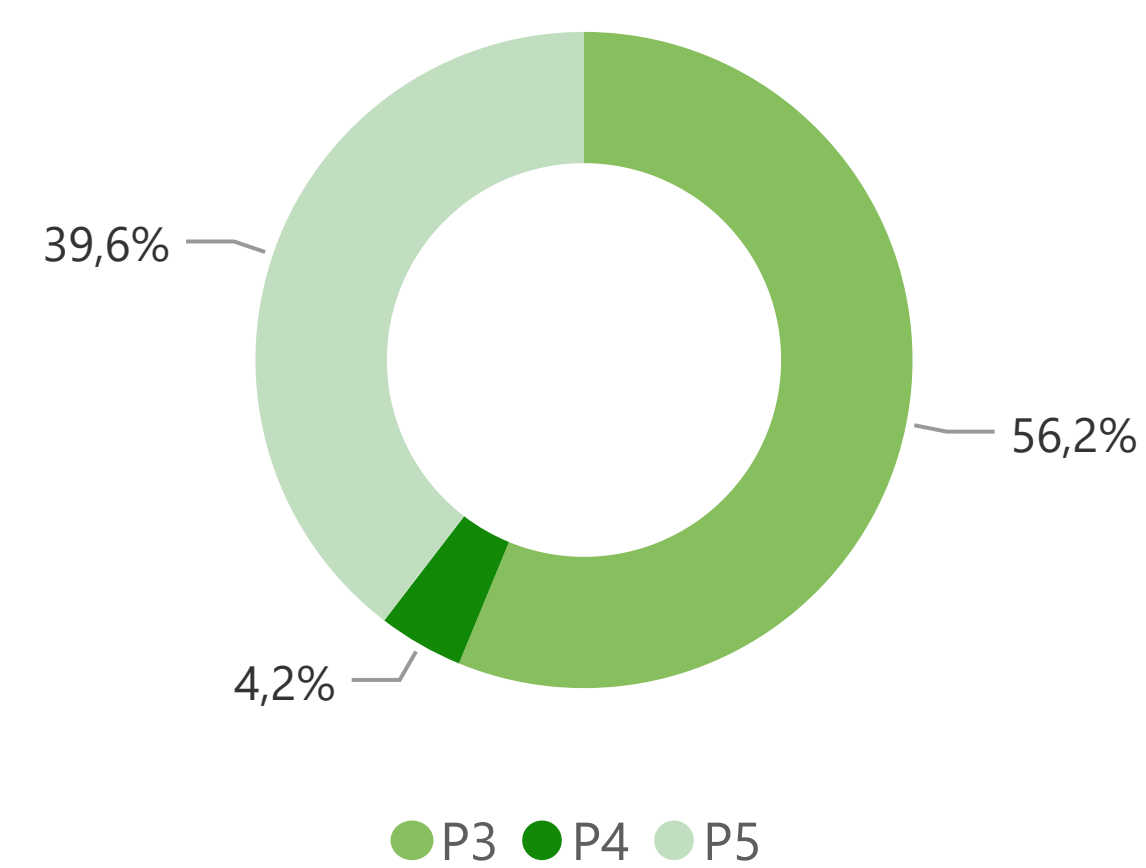
Passports

Passports 5 rounds		Passports 4 rounds		Passports 3 rounds	
May	2023	May	2023	May	2023
38	79	4	22	54	89
-27,0% ▼	▼ -41,8%	-82,6% ▼	▼ -38,2%	-30,0% ▼	▼ -51,1%
189	396	16	89	161	268
Rounds	Rounds	Rounds	Rounds	Rounds	Rounds

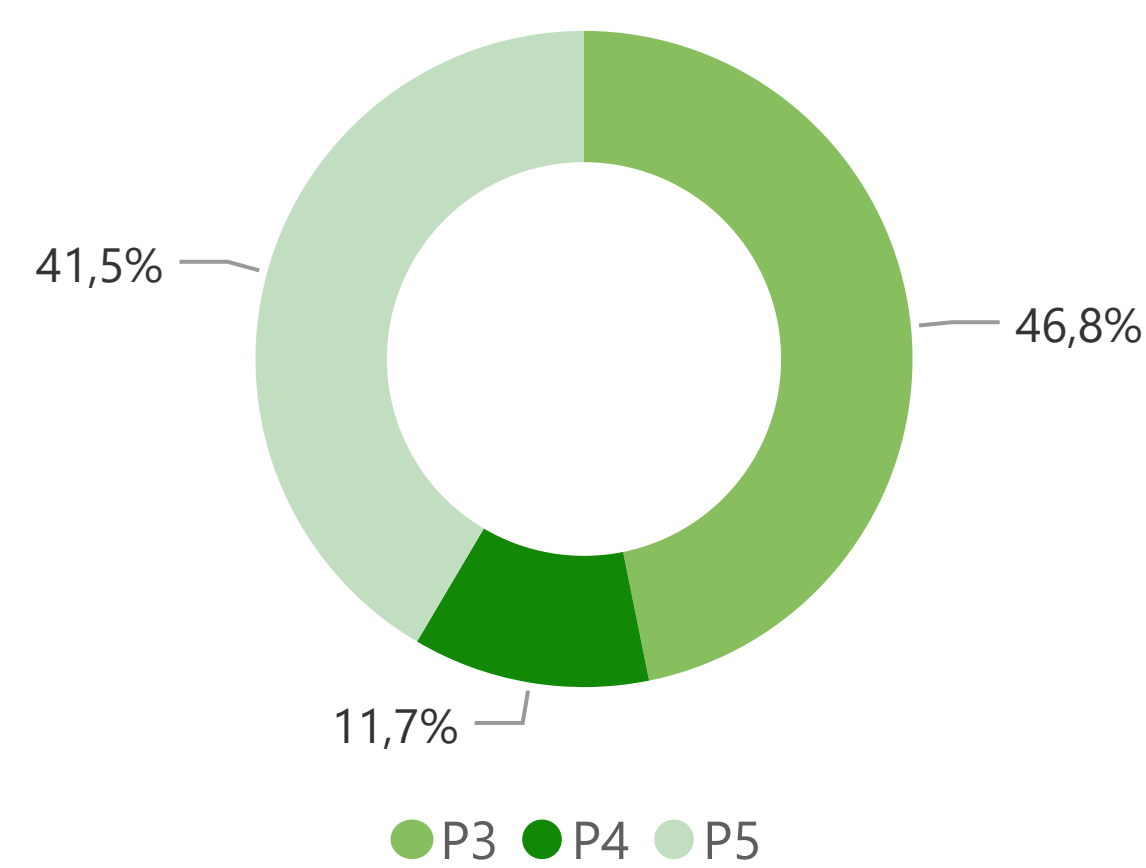
Top 10 Countries by Golf Rounds

Country	Month	Market Share	YTD	YTD Variation
Portugal Member	8.447	39,1%	36.193	-7,2%
UK	4.571	21,1%	11.332	6,4%
Portugal Non Member	4.038	18,7%	17.686	-16,9%
Sweden	680	3,1%	3.716	8,1%
France	569	2,6%	1.842	-13,6%
USA	404	1,9%	1.141	60,9%
Germany	385	1,8%	3.249	-27,7%
Ireland	353	1,6%	903	-19,3%
Switzerland	334	1,5%	1.188	-17,1%
Spain	331	1,5%	1.103	12,4%
Total Top 10	20.112	93,1%	78.353	-8,1%

Passports | Current Month



Passports | YTD



Country	Month	Market Share	YTD	YTD Variation
Portuguese	12.485	60,0%	53.879	-10,7%
Foreign	9.829	40,0%	35.964	-4,1%
Total	22.314	100,0%	89.843	-8,2%

Cascais Visitor Center

Nationalities

May 2023
7.922 **20.403**
 53,0% ▲ 43,8% ▲

Information Requests

May 2023
20.835 **48.288**
 153,5% ▲ 104,3% ▲

Country	Month	Market Share	YTD	YTD Variation
USA	1.295	16,35%	3.198	41,8%
UK	860	10,86%	2.219	-6,2%
Spain	667	8,42%	2.204	49,2%
France	674	8,51%	1.927	18,5%
Canada	431	5,44%	1.162	256,4%
Germany	432	5,45%	1.162	10,9%
Italy	378	4,77%	1.080	224,3%
Brazil	355	4,48%	1.001	57,9%
Portugal	429	5,42%	995	57,7%
Ireland	384	4,85%	714	39,7%
Total top 10	5.905	74,54%	15.662	39,7%

Name	Month	Market Share	YTD	YTD Variation
Maps	4.632	0,9%	11.742	107,6%
General Information	3.033	0,6%	7.701	87,3%
Museums	1.519	0,3%	3.406	86,9%
Transports	1.631	0,3%	3.280	149,8%
City Parks	1.167	0,2%	3.160	61,9%
Informations Sintra	1.398	0,3%	3.030	236,3%
Public Services	1.291	0,3%	2.913	168,5%
Informations Lisbon	1.285	0,3%	2.779	293,1%
Local Food Restaurants	981	0,2%	2.321	128,0%
Beaches	743	0,1%	1.502	76,9%
Total top 10	17.680	3,4%	41.834	115,5%

