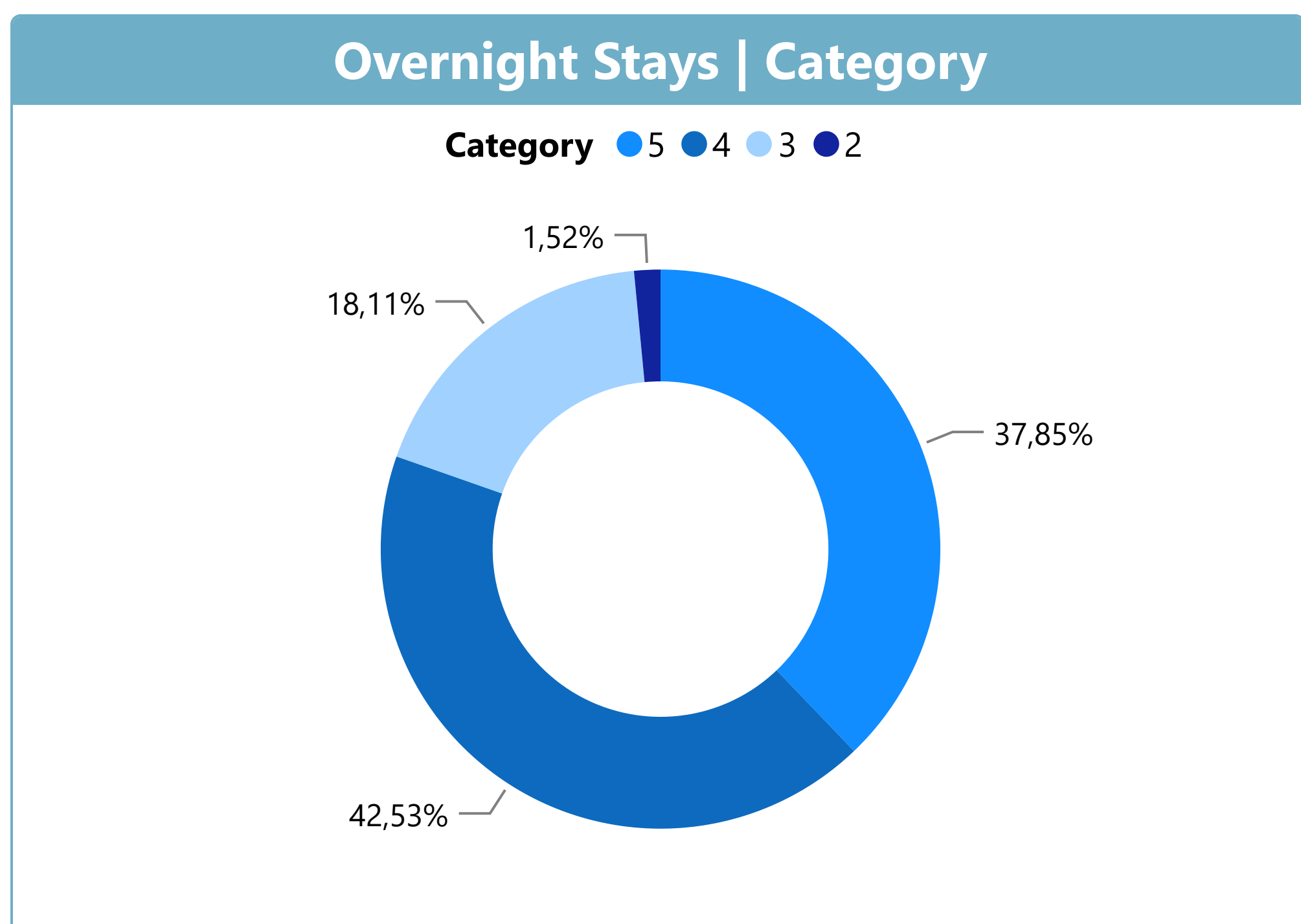
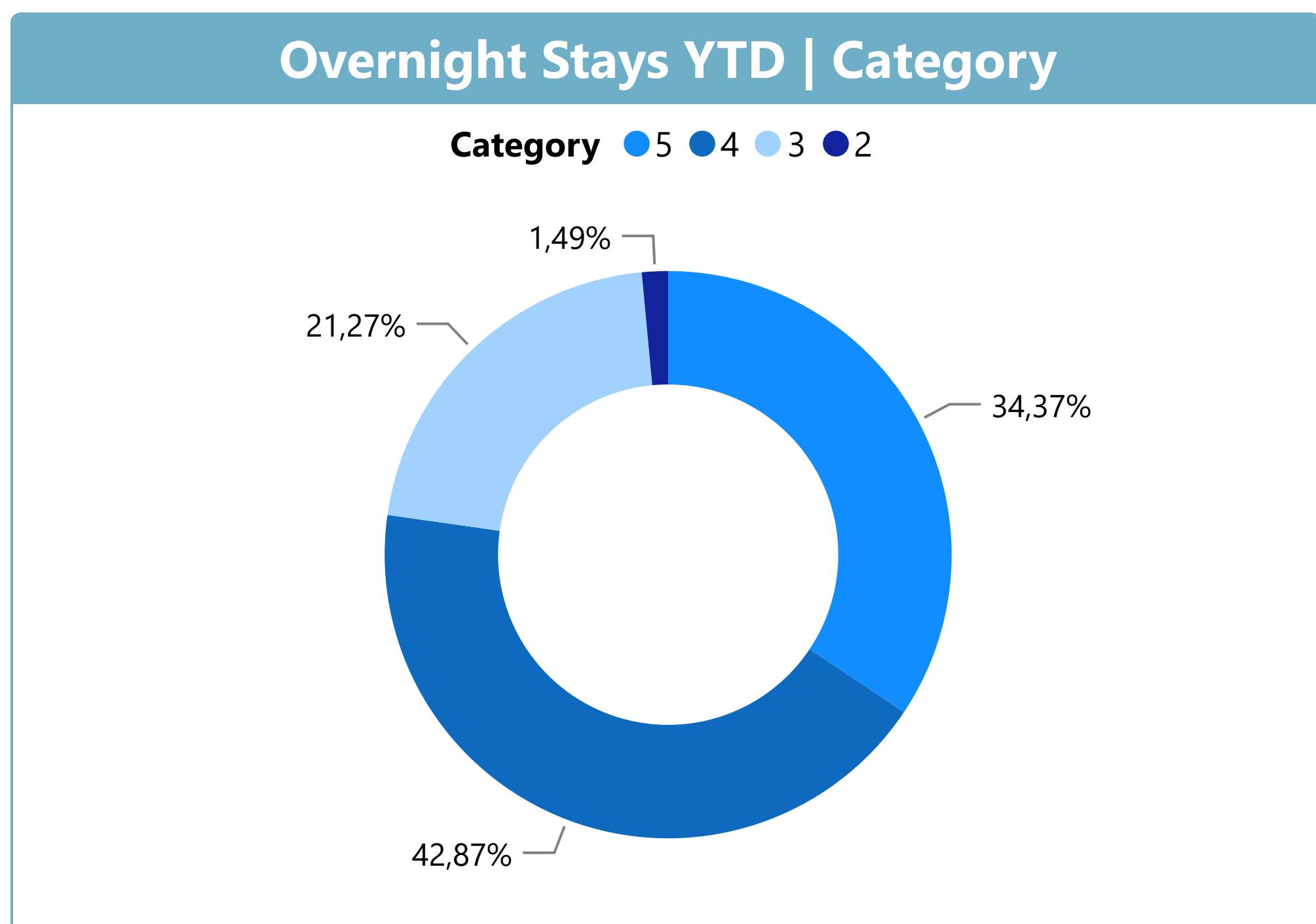


### Top 10 Countries by Overnight Stays

Country	Month	Market Share	YTD	YTD Variation
Portugal	19.540	18,4%	118.427	1,5%
UK	14.471	13,6%	52.225	-7,2%
USA	8.955	8,4%	34.708	17,9%
Germany	6.679	6,3%	31.747	5,0%
Spain	6.018	5,7%	30.220	10,3%
France	5.554	5,2%	24.808	-4,6%
Ireland	9.259	8,7%	22.783	-6,6%
Brazil	4.610	4,3%	22.329	59,0%
Netherlands	4.110	3,9%	14.154	-20,8%
Belgium	2.663	2,5%	9.461	-11,8%
<b>Total Top 10</b>	<b>81.859</b>	<b>77,1%</b>	<b>360.862</b>	<b>2,2%</b>



Country	Month	Market Share	YTD	YTD Variation
Foreign	86.685	81,6%	363.877	7,0%
Portuguese	19.540	18,4%	118.427	1,5%
<b>Total</b>	<b>106.225</b>	<b>100,0%</b>	<b>482.304</b>	<b>5,6%</b>



## Golf Rounds

June	2023
17.002	106.845
-4,2% ▼	-7,5% ▼

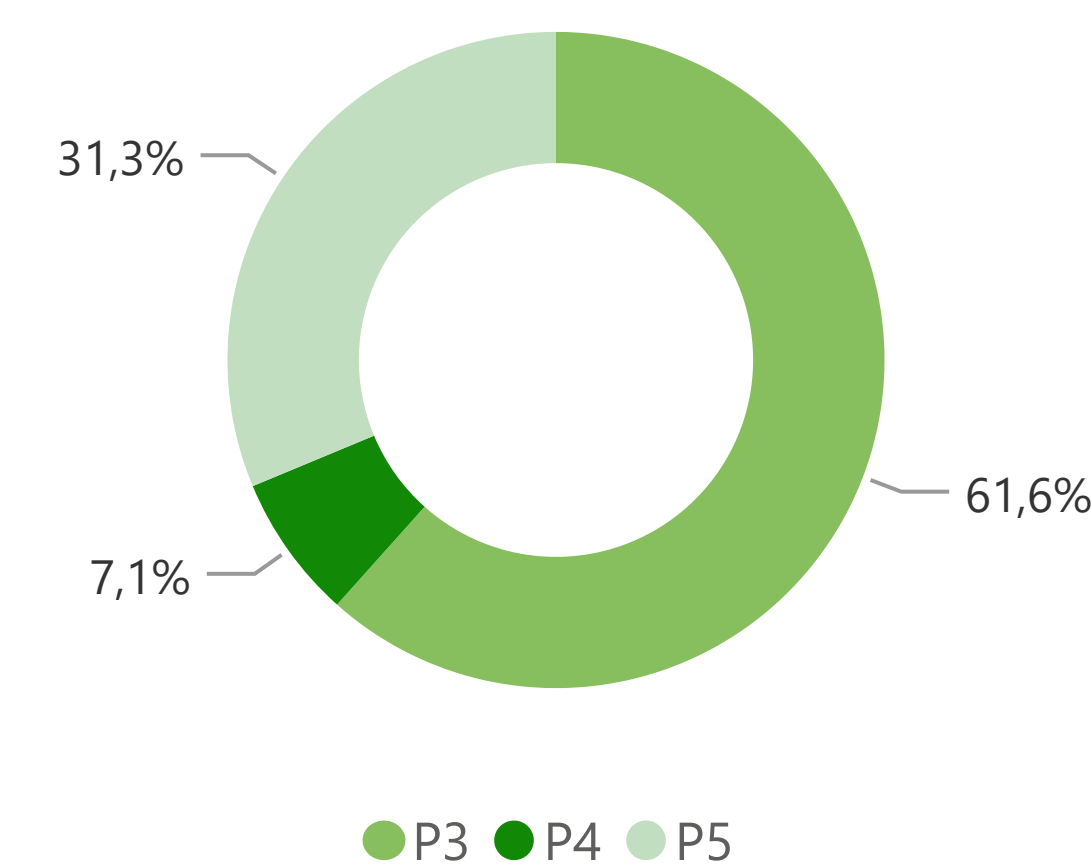
## Passports

Passports 5 rounds		Passports 4 rounds		Passports 3 rounds	
June	2023	June	2023	June	2023
4	84	1	23	9	98
-52,2% ▼	-42,4% ▼	-60,0% ▼	-39,6% ▼	-49,0% ▼	-50,9% ▼
22 Rounds	418 Rounds	4 Rounds	93 Rounds	26 Rounds	294 Rounds

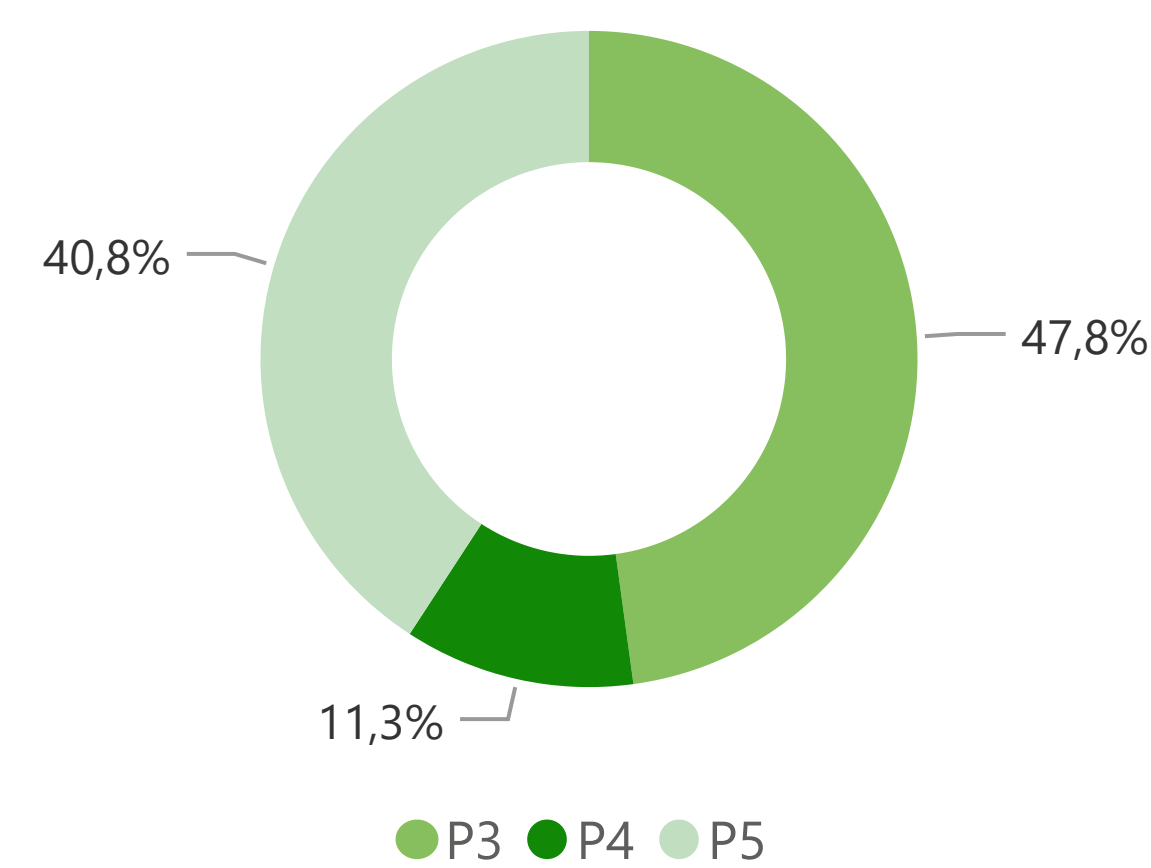
## Top 10 Countries by Golf Rounds

Country	Month	Market Share	YTD	YTD Variation
Portugal Member	7.184	43,2%	43.377	-6,2%
Portugal Non Member	4.305	25,9%	21.991	-13,5%
UK	2.505	15,1%	13.837	7,0%
France	463	2,8%	2.305	-10,1%
Germany	369	2,2%	3.618	-25,6%
USA	246	1,5%	1.387	45,5%
Spain	223	1,3%	1.326	3,4%
Netherlands	188	1,1%	1.135	-16,1%
Sweden	152	0,9%	3.868	3,9%
Ireland	144	0,9%	1.047	-15,6%
<b>Total Top 10</b>	<b>15.779</b>	<b>94,9%</b>	<b>93.891</b>	<b>-6,6%</b>

## Passports | Current Month



## Passports | YTD



## Country Breakdown

Country	Month	Market Share	YTD	YTD Variation
Portuguese	11.489	61,2%	65.368	-8,8%
Foreign	5.513	38,8%	41.477	-5,5%
<b>Total</b>	<b>17.002</b>	<b>100,0%</b>	<b>106.845</b>	<b>-7,5%</b>

## Cascais Visitor Center

### Nationalities

June	2023
7.602	28.005
43,0% ▲	43,6% ▲

### Information Requests

June	2023
16.313	64.601
138,6% ▲	112,0% ▲

## Top 10 Countries by Nationalities

Country	Month	Market Share	YTD	YTD Variation
USA	1.163	15,30%	4.361	29,1%
UK	1.030	13,55%	3.249	-9,5%
Spain	800	10,52%	3.004	49,5%
France	766	10,08%	2.693	29,0%
Canada	524	6,89%	1.686	231,9%
Germany	393	5,17%	1.555	18,5%
Italy	347	4,56%	1.427	168,7%
Brazil	397	5,22%	1.398	60,5%
Portugal	370	4,87%	1.365	57,3%
Ireland	406	5,34%	1.120	62,6%
<b>Total top 10</b>	<b>6.196</b>	<b>81,50%</b>	<b>21.858</b>	<b>37,9%</b>

## Top 10 Information Requests

Name	Month	Market Share	YTD	YTD Variation
Maps	4.270	0,8%	16.012	117,3%
General Information	2.135	0,4%	9.836	89,3%
Transports	1.511	0,3%	4.791	170,5%
Museums	949	0,2%	4.355	91,0%
Informations Sintra	1.269	0,2%	4.299	245,6%
City Parks	874	0,2%	4.034	72,7%
Informations Lisbon	1.106	0,2%	3.885	302,6%
Public Services	937	0,2%	3.850	166,4%
Local Food Restaurants	594	0,1%	2.915	132,1%
Beaches	703	0,1%	2.205	100,8%
<b>Total top 10</b>	<b>14.348</b>	<b>2,8%</b>	<b>56.182</b>	<b>125,1%</b>

