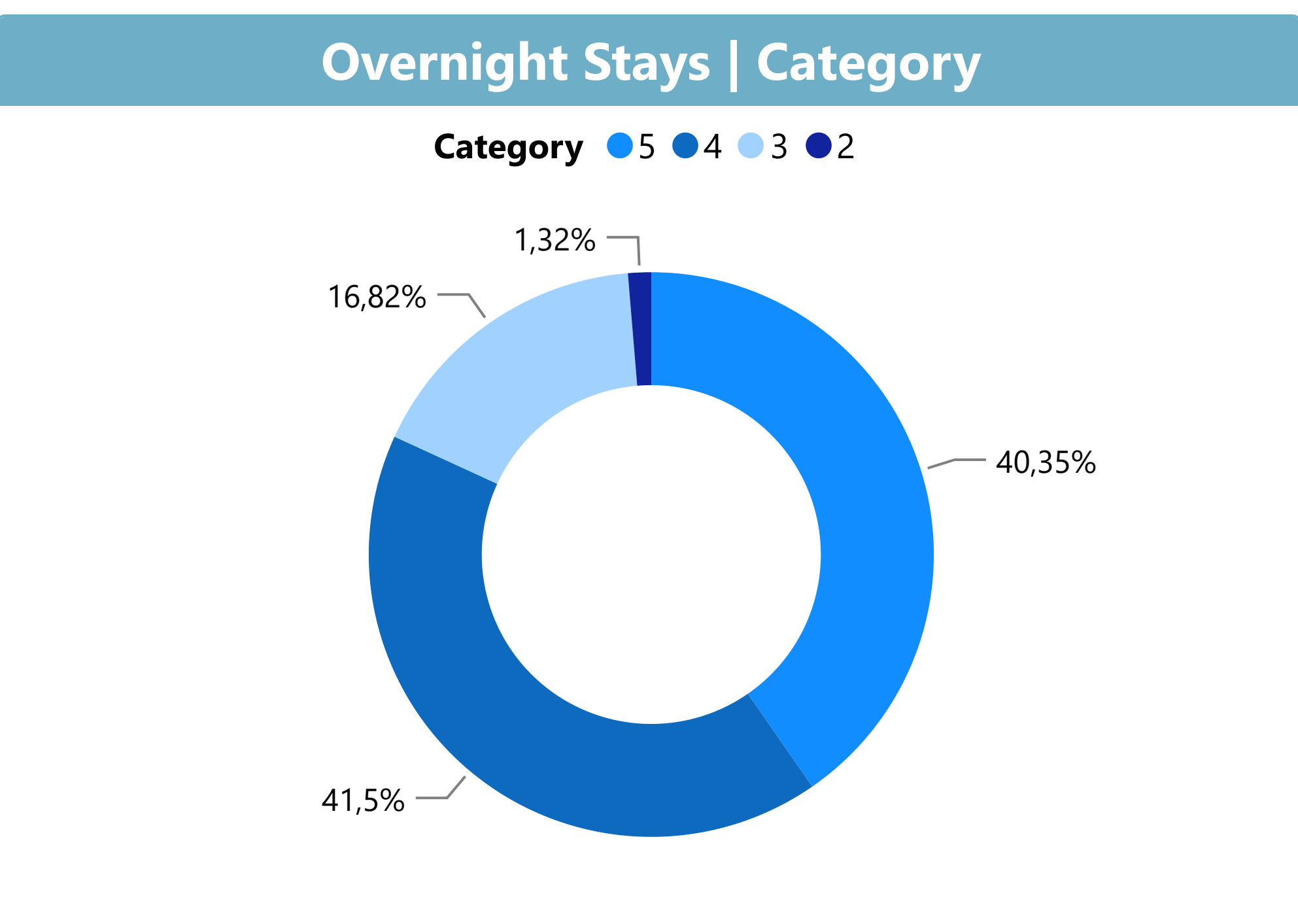
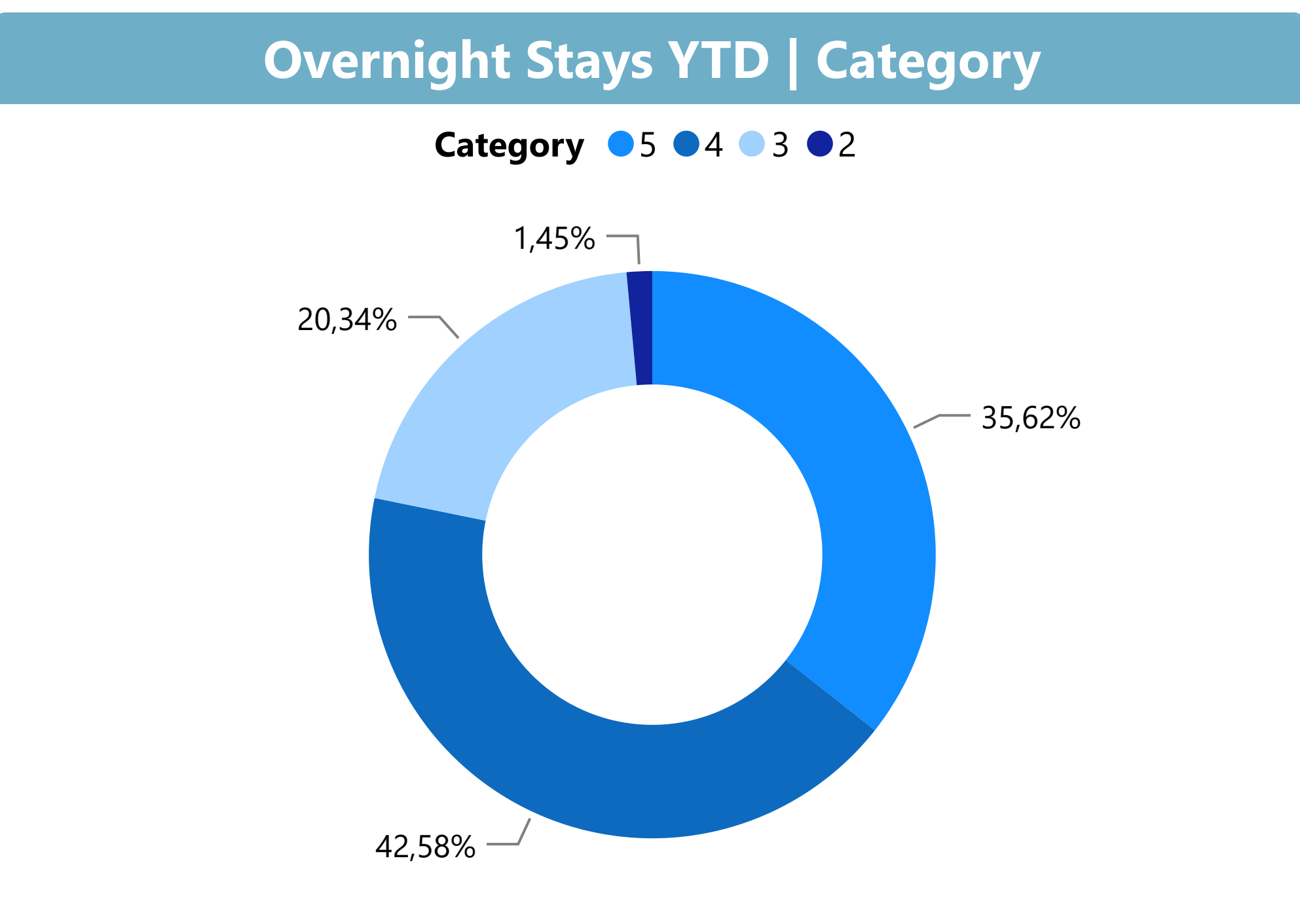


### Top 10 Countries by Overnight Stays

Country	Month	Market Share	YTD	YTD Variation
Portugal	21.361	16,8%	139.788	-5,4%
UK	13.179	10,4%	65.404	-7,8%
USA	9.972	7,8%	44.680	13,2%
Spain	11.654	9,2%	41.874	4,9%
Germany	5.664	4,5%	37.411	4,7%
Ireland	8.647	6,8%	31.430	-9,2%
France	5.663	4,4%	30.471	-2,8%
Brazil	4.898	3,8%	27.227	47,1%
Netherlands	4.789	3,8%	18.943	-18,1%
Belgium	3.758	3,0%	13.219	-13,8%
<b>Total Top 10</b>	<b>89.585</b>	<b>70,4%</b>	<b>450.447</b>	<b>-1,4%</b>



Country	Month	Market Share	YTD	YTD Variation
Foreign	105.902	83,2%	469.779	6,7%
Portuguese	21.361	16,8%	139.788	-5,4%
<b>Total</b>	<b>127.263</b>	<b>100,0%</b>	<b>609.567</b>	<b>3,7%</b>



These data refer to Cascais (destination/municipality) and are based on a sample of 28 units. Economic data collected and processed by the association ARHCESMO. The information processing system is provided by PowerBI.



## Golf Rounds

July	2023
11.833	118.678
-21,1% ▼	-9,1% ▼

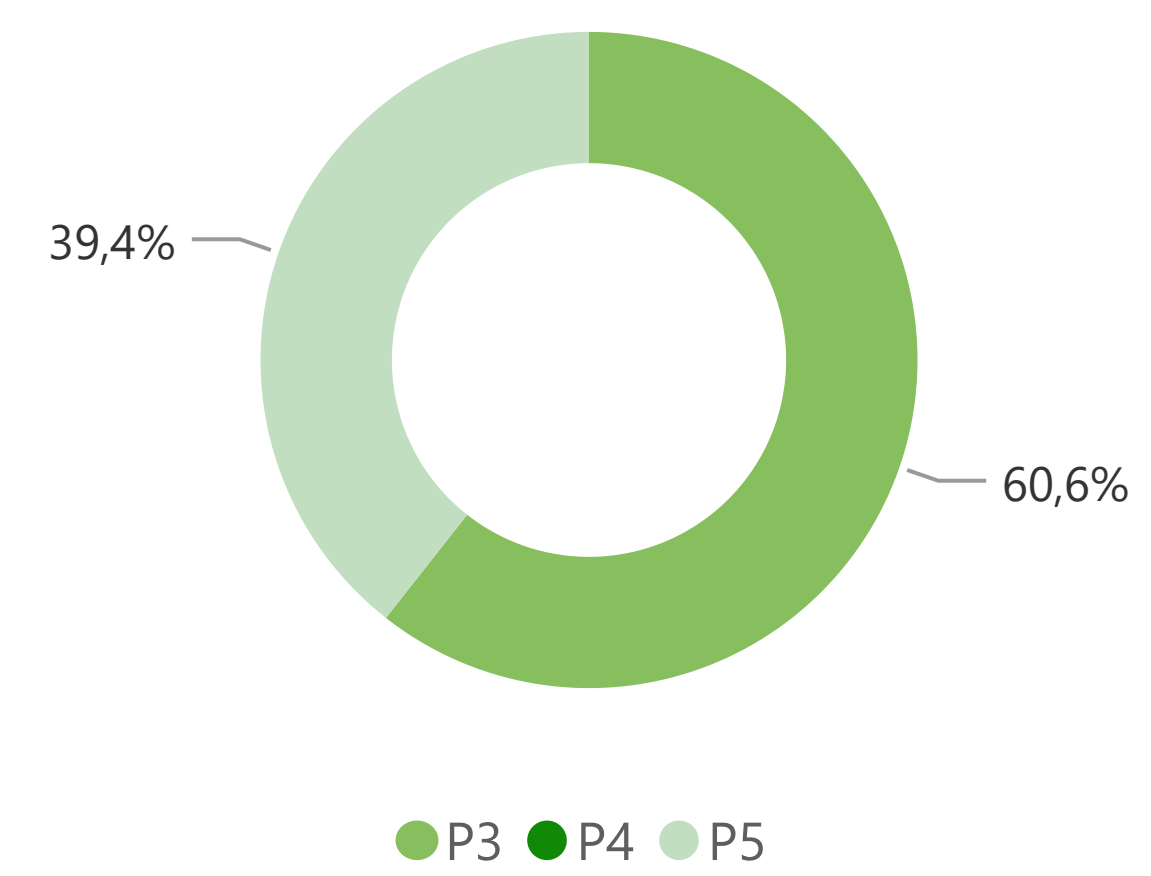
## Passports

Passports 5 rounds		Passports 4 rounds		Passports 3 rounds	
July	2023	July	2023	July	2023
3	86	0	23	4	102
-59,4% ▼	-43,1% ▼	-100,0% ▼	-40,8% ▼	-58,6% ▼	-51,3% ▼
13 Rounds	431 Rounds	0 Rounds	93 Rounds	12 Rounds	306 Rounds

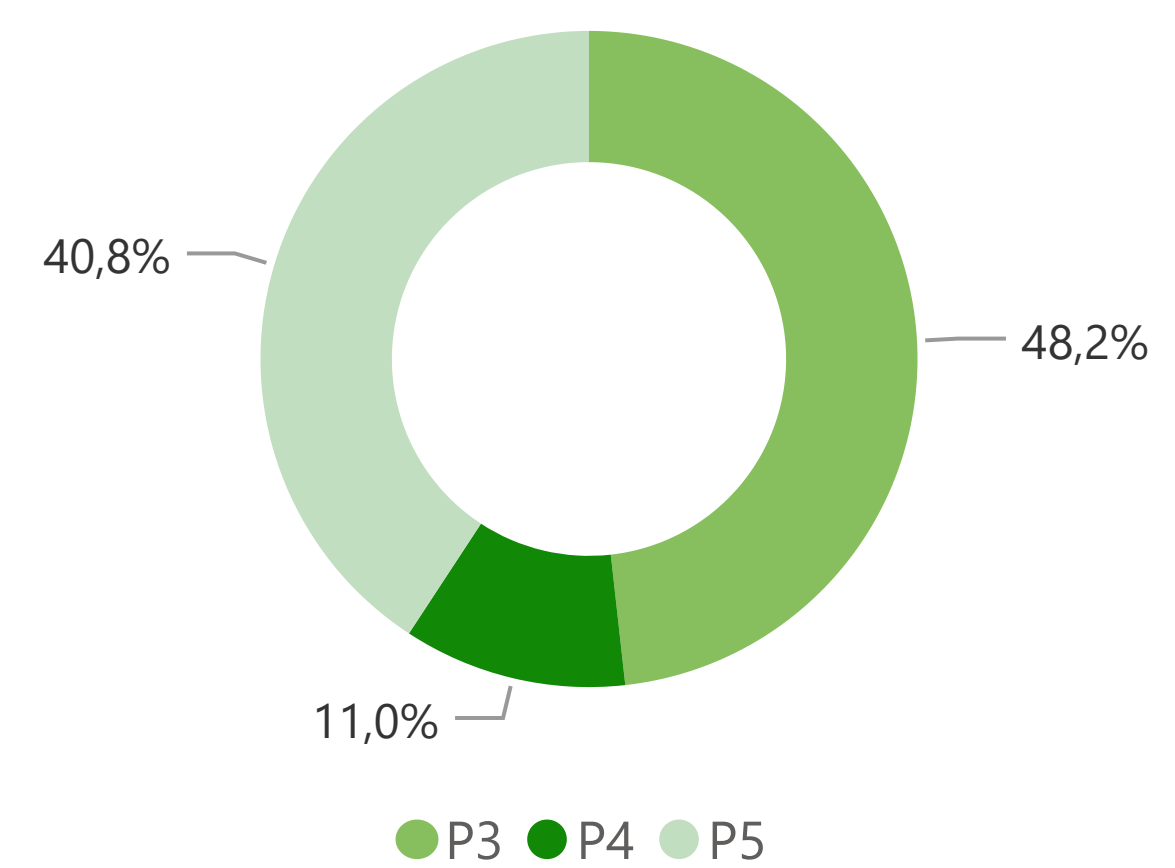
## Top 10 Countries by Golf Rounds

Country	Month	Market Share	YTD	YTD Variation
Portugal Member	5.029	43,0%	48.406	-8,1%
Portugal Non Member	3.195	27,3%	25.186	-15,2%
UK	1.168	10,0%	15.005	6,5%
USA	389	3,3%	1.776	51,7%
Germany	263	2,2%	3.881	-23,9%
Spain	239	2,0%	1.565	0,5%
France	230	2,0%	2.535	-14,0%
Sweden	202	1,7%	4.070	5,1%
Denmark	113	1,0%	1.464	12,0%
Netherlands	110	0,9%	1.245	-17,5%
<b>Total Top 10</b>	<b>10.938</b>	<b>93,4%</b>	<b>105.133</b>	<b>-7,7%</b>

## Passports | Current Month



## Passports | YTD



Country	Month	Market Share	YTD	YTD Variation
Portuguese	8.224	62,0%	73.592	-10,7%
Foreign	3.609	38,0%	45.086	-6,4%
<b>Total</b>	<b>11.833</b>	<b>100,0%</b>	<b>118.678</b>	<b>-9,1%</b>

## Cascais Visitor Center

### Nationalities

July	2023
10.045	38.050
46,2% ▲	44,2% ▲

### Information Requests

July	2023
42.064	106.665
428,2% ▲	177,5% ▲

Country	Month	Market Share	YTD	YTD Variation
USA	1.267	12,61%	5.628	24,7%
UK	1.120	11,15%	4.369	-4,1%
Spain	1.344	13,38%	4.348	25,3%
France	789	7,85%	3.482	25,7%
Canada	649	6,46%	2.335	223,9%
Germany	469	4,67%	2.024	27,9%
Brazil	399	3,97%	1.797	51,1%
Italy	369	3,67%	1.796	120,6%
Portugal	415	4,13%	1.780	63,6%
Ireland	491	4,89%	1.611	81,6%
<b>Total top 10</b>	<b>7.312</b>	<b>72,79%</b>	<b>29.170</b>	<b>35,1%</b>

Name	Month	Market Share	YTD	YTD Variation
Maps	7.377	1,3%	23.389	143,7%
General Information	4.758	0,9%	14.594	117,7%
Transports	3.324	0,6%	8.115	257,3%
Public Services	3.353	0,6%	7.203	291,5%
Museums	2.568	0,5%	6.923	148,5%
Informations Sintra	2.589	0,5%	6.888	332,9%
City Parks	2.691	0,5%	6.725	146,2%
Informations Lisbon	2.321	0,4%	6.206	415,0%
Beaches	3.781	0,7%	5.986	296,9%
Local Food Restaurants	2.737	0,5%	5.652	263,5%
<b>Total top 10</b>	<b>35.499</b>	<b>6,4%</b>	<b>91.681</b>	<b>188,4%</b>

