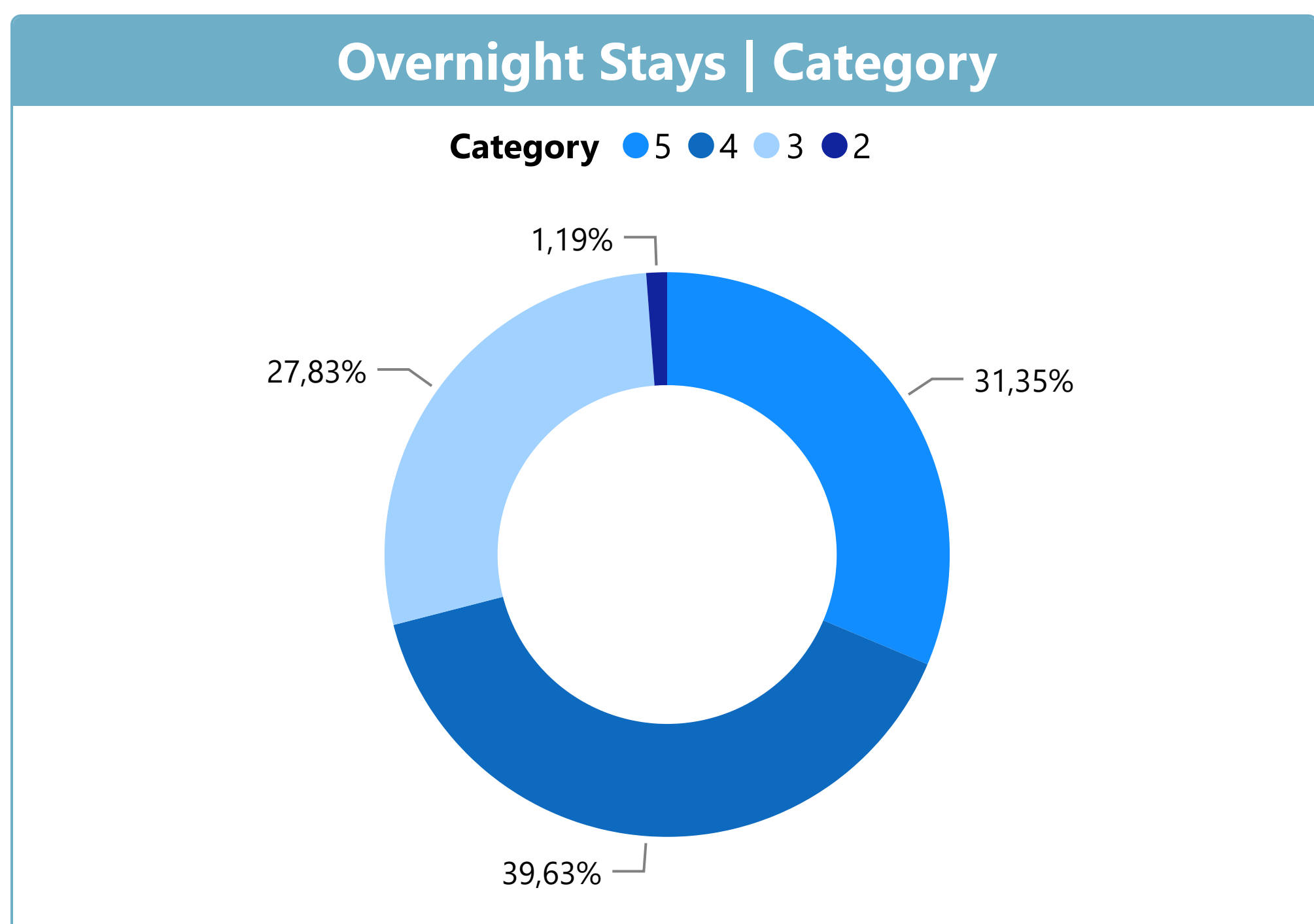
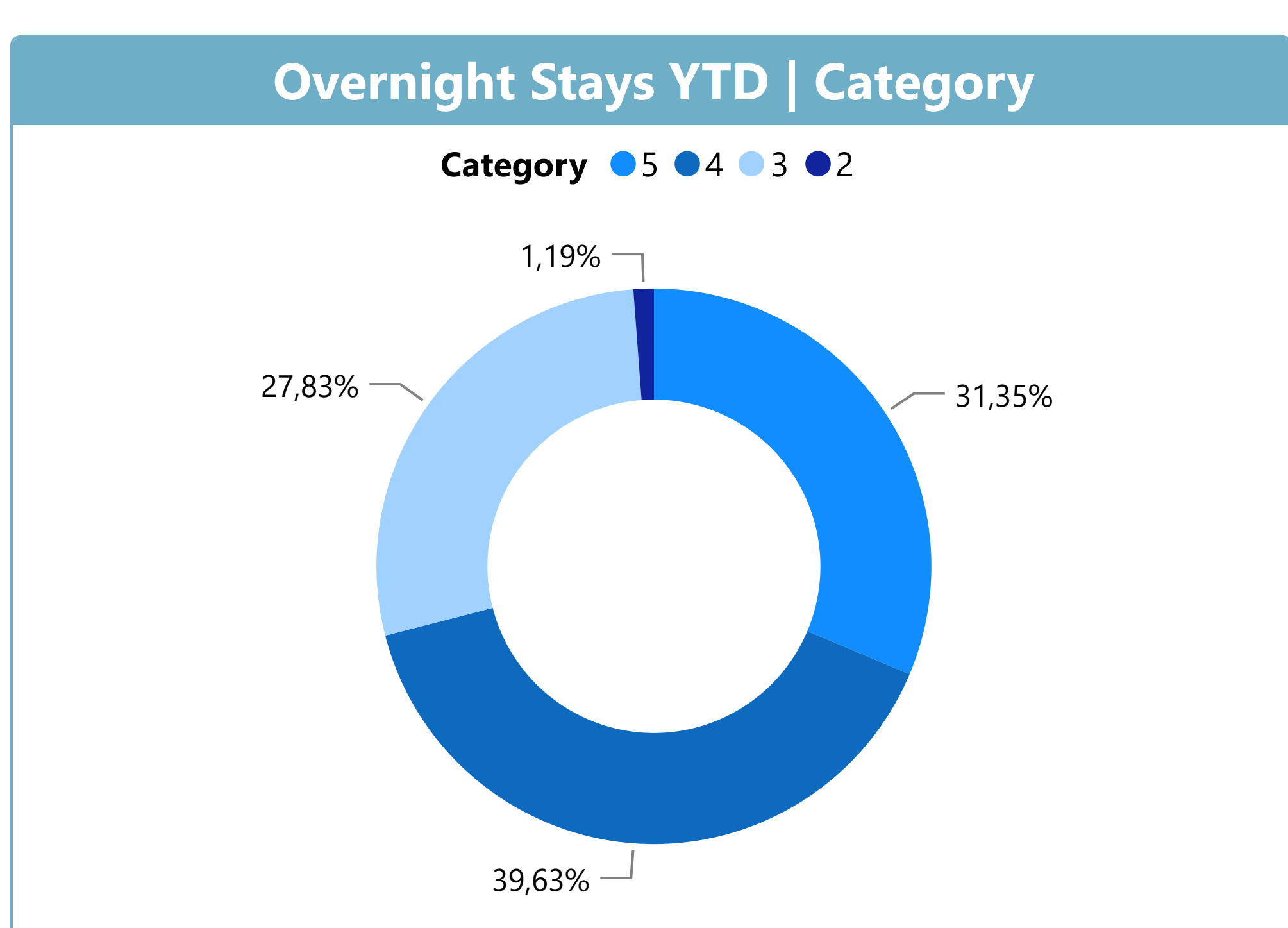


Top 10 Countries by Overnight Stays

Country	Month	Market Share	YTD	YTD Variation
Portugal	16.971	36,9%	16.971	32,8%
Brazil	3.589	7,8%	3.589	94,7%
Germany	2.754	6,0%	2.754	59,1%
Spain	2.738	6,0%	2.738	80,5%
USA	2.310	5,0%	2.310	120,0%
UK	2.284	5,0%	2.284	91,0%
France	1.990	4,3%	1.990	89,2%
Italy	1.109	2,4%	1.109	124,9%
Russia	1.004	2,2%	1.004	122,6%
Belgium	699	1,5%	699	42,4%
Total Top 10	35.448	77,1%	35.448	56,8%



Country	Month	Market Share	YTD	YTD Variation
Foreign	29.013	63,1%	29.013	93,8%
Portuguese	16.971	36,9%	16.971	32,8%
Total	45.984	100,0%	45.984	65,7%



These data refer to Cascais (destination/municipality) and are based on a sample of 26 units. Economic data collected and processed by the association ARHCESMO. The information processing system is provided by PowerBI.



Golf Rounds

January	2023
11.040	11.040
-21,8% ▼	-21,8% ▼

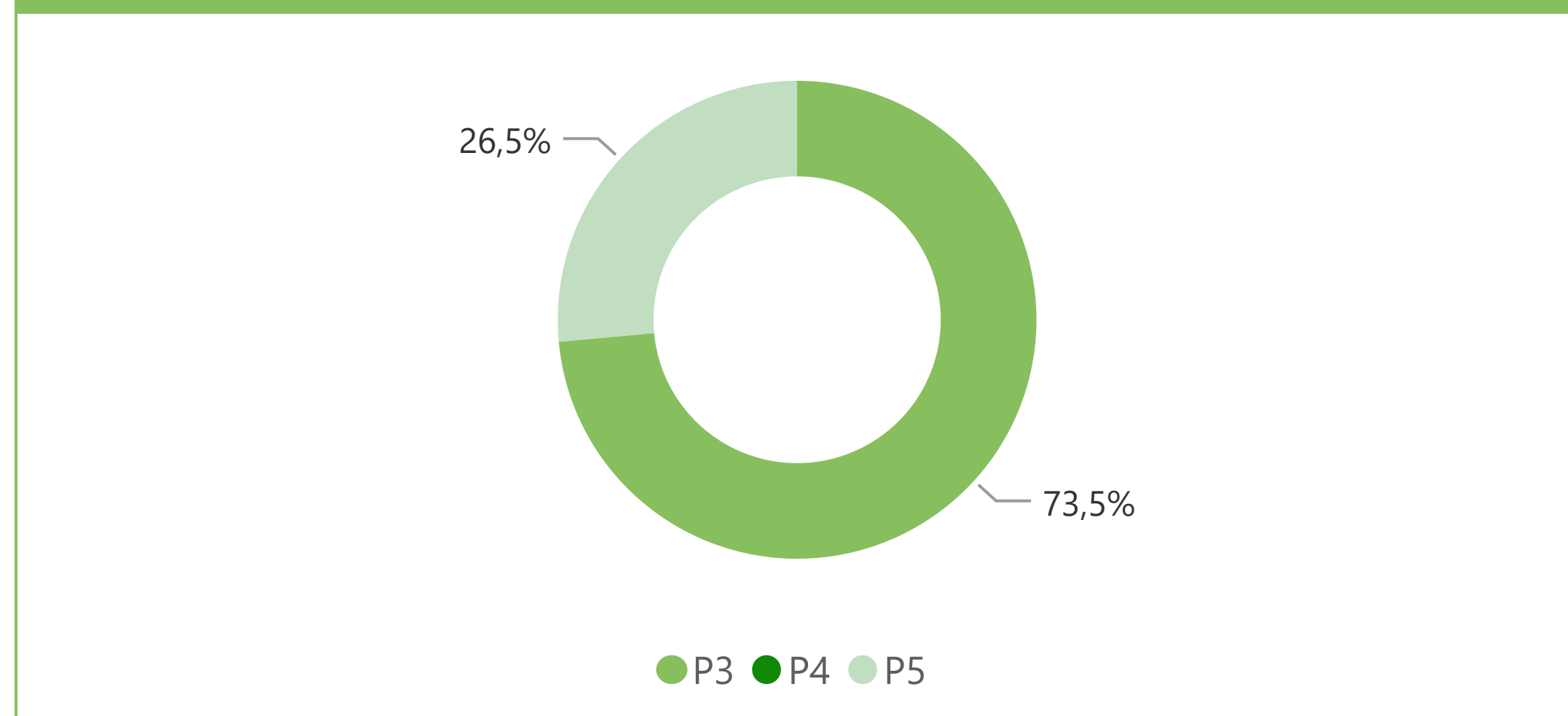
Passports

Passports 5 rounds		Passports 4 rounds		Passports 3 rounds	
January	2023	January	2023	January	2023
1	1	0	0	2	2
-80,0% ▼	-80,0% ▼	-100,0% ▼	-100,0% ▼	-86,1% ▼	-86,1% ▼
3	3	0	0	5	5
Rounds	Rounds	Rounds	Rounds	Rounds	Rounds

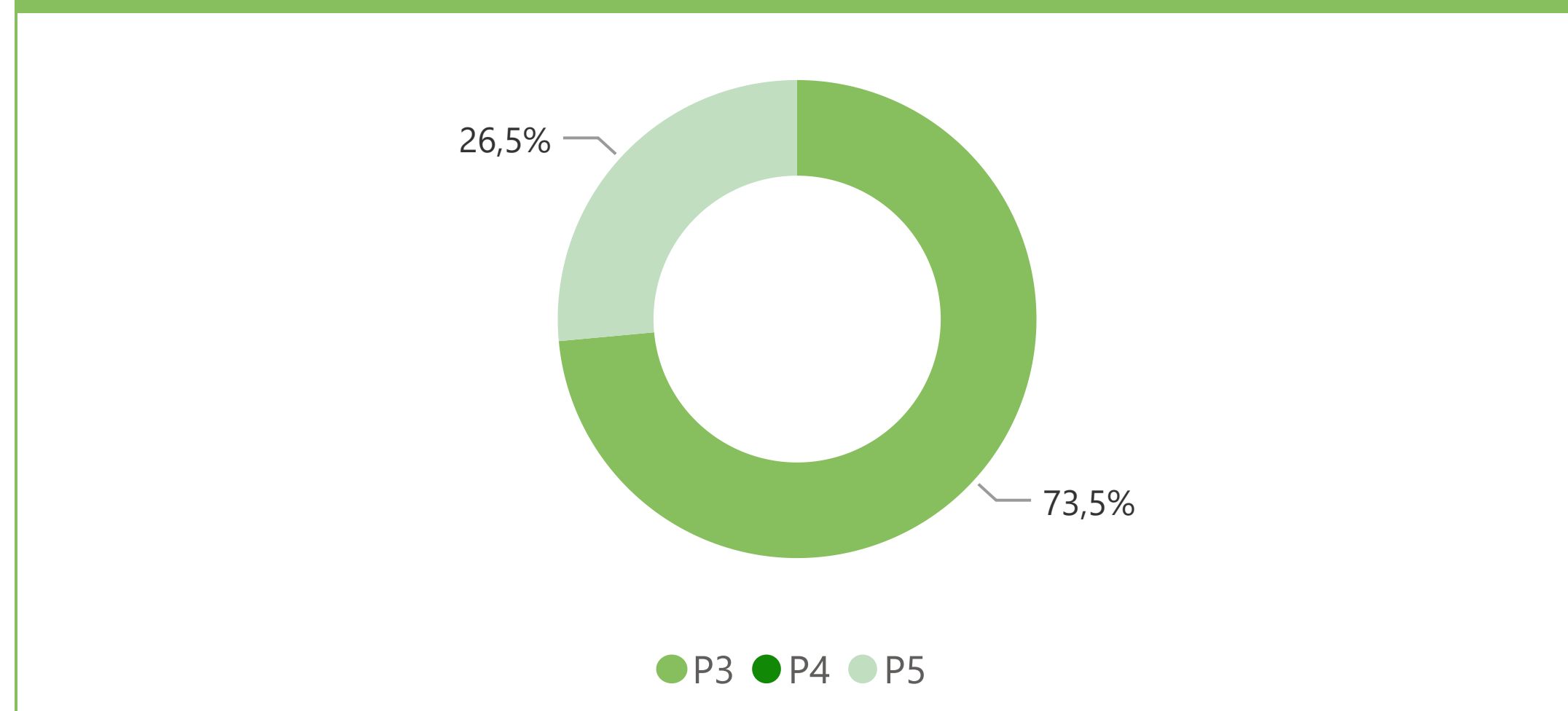
Top 10 Countries by Golf Rounds

Country	Month	Market Share	YTD	YTD Variation
Portugal Member	6.408	59,7%	6.408	-24,6%
Portugal Non Member	2.149	20,0%	2.149	-30,8%
UK	599	5,6%	599	135,8%
Germany	264	2,5%	264	-14,8%
France	237	2,2%	237	-28,4%
Sweden	180	1,7%	180	-18,2%
Finland	119	1,1%	119	108,8%
Spain	117	1,1%	117	-10,0%
Switzerland	103	1,0%	103	9,6%
USA	95	0,9%	95	11,8%
Total Top 10	10.271	95,7%	10.271	-21,5%

Passports | Current Month



Passports | YTD



Country Breakdown

Country	Month	Market Share	YTD	YTD Variation
Portuguese	8.557	77,5%	8.557	-26,3%
Foreign	2.483	22,5%	2.483	-0,7%
Total	11.040	100,0%	11.040	-21,8%

Cascais Visitor Center

Nationalities

January	2023
1.511	1.511
97,5% ▲	97,5% ▲

Information Requests

January	2023
2.790	2.790
134,7% ▲	134,7% ▲

Top 10 Countries by Nationalities

Country	Month	Market Share	YTD	YTD Variation
USA	256	16,94%	256	120,7%
Spain	191	12,64%	191	132,9%
UK	183	12,11%	183	226,8%
France	137	9,07%	137	77,9%
Brazil	109	7,21%	109	18,5%
Italy	104	6,88%	104	160,0%
Germany	99	6,55%	99	98,0%
Canada	86	5,69%	86	1333,3%
Portugal	86	5,69%	86	4,9%
Ireland	27	1,79%	27	350,0%
Total top 10	1.278	84,58%	1.278	110,5%

Top 10 Information Requests

Name	Month	Market Share	YTD	YTD Variation
Maps	811	0,2%	811	154,2%
General Information	521	0,1%	521	134,7%
Museums	254	0,1%	254	137,4%
City Parks	211	0,0%	211	90,1%
Informations Sintra	158	0,0%	158	378,8%
Public Services	148	0,0%	148	117,6%
Transports	136	0,0%	136	138,6%
Local Food Restaurants	117	0,0%	117	216,2%
Informations Lisbon	109	0,0%	109	445,0%
Shopping	77	0,0%	77	92,5%
Total top 10	2.542	0,6%	2.542	150,7%

