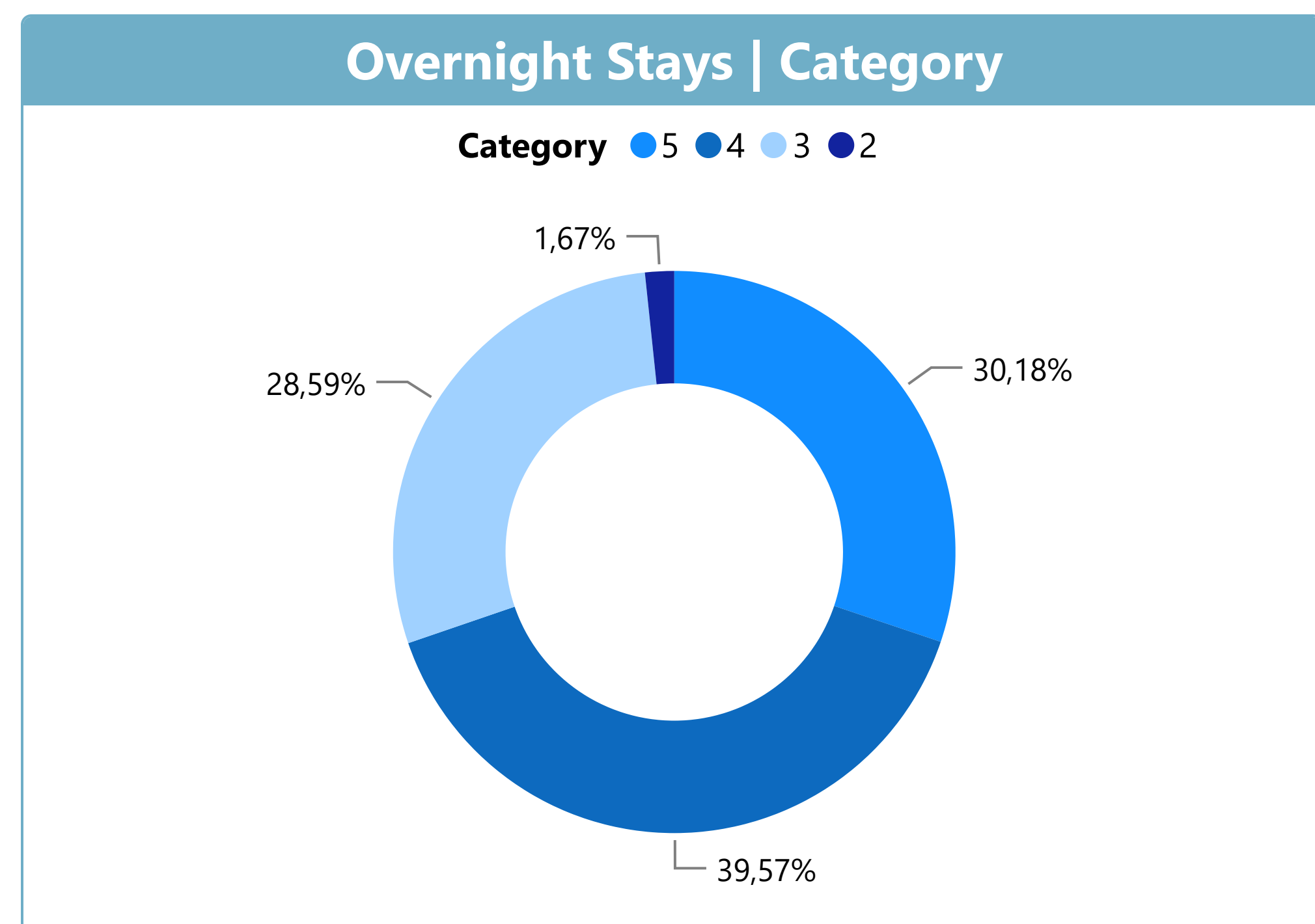
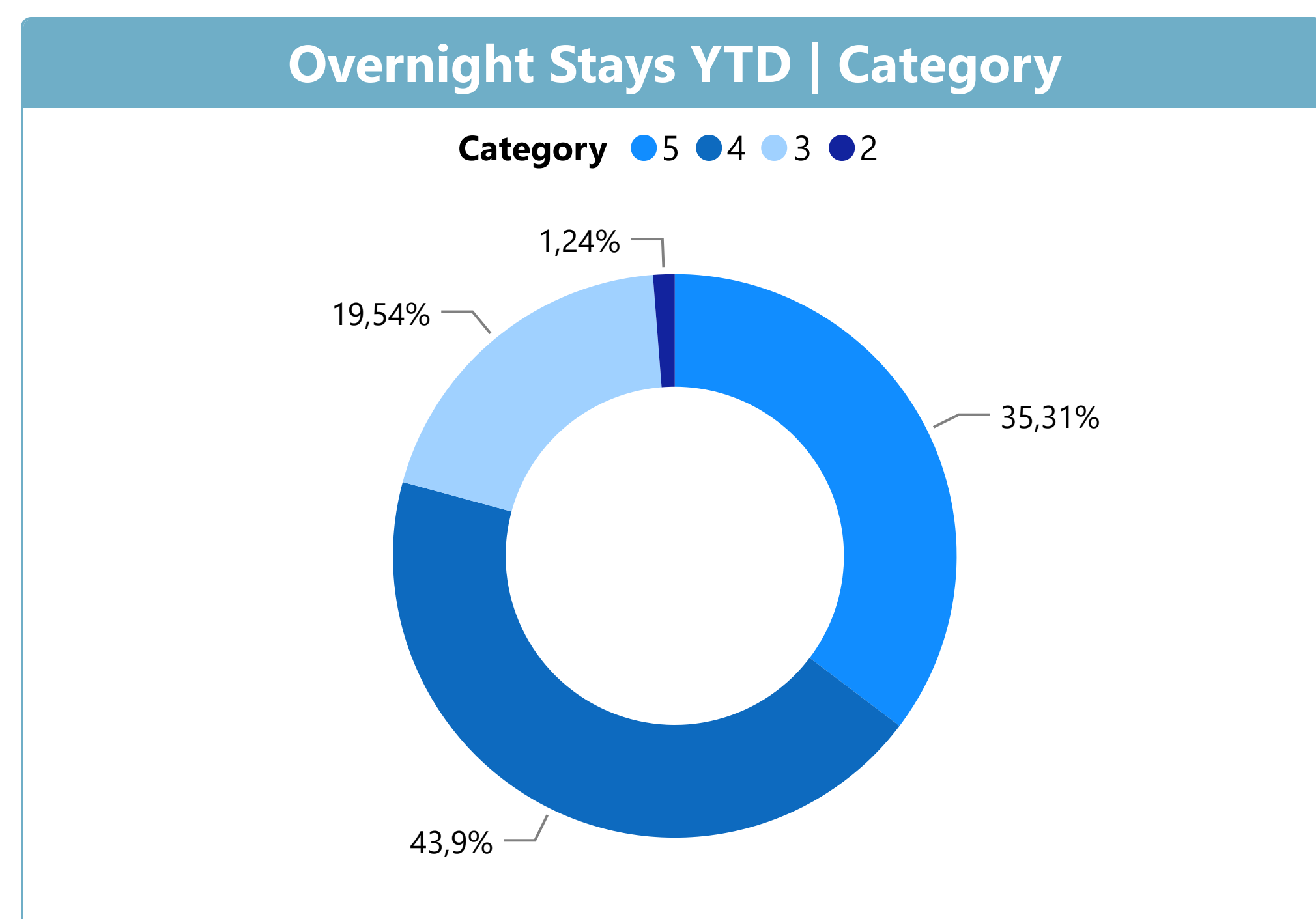


Top 10 Countries by Overnight Stays

Country	Month	Market Share	YTD	YTD Variation
Portugal	22.829	41,9%	225.921	-9,1%
UK	2.373	4,4%	113.619	-9,1%
Spain	5.332	9,8%	79.955	-4,6%
USA	3.086	5,7%	76.655	14,1%
Germany	2.683	4,9%	66.439	6,4%
France	1.615	3,0%	57.601	-2,0%
Ireland	759	1,4%	56.511	-3,4%
Brazil	6.311	11,6%	46.640	35,7%
Netherlands	827	1,5%	34.997	-13,7%
Italy	849	1,6%	23.532	18,5%
Total Top 10	46.664	85,7%	781.870	-2,2%



Country	Month	Market Share	YTD	YTD Variation
Foreign	31.639	58,1%	827.873	3,7%
Portuguese	22.829	41,9%	225.921	-9,1%
Total	54.468	100,0%	1.053.794	0,6%



Golf Rounds

December

2023

12.016

207.913

26,8% ▲

▼ -3,7%

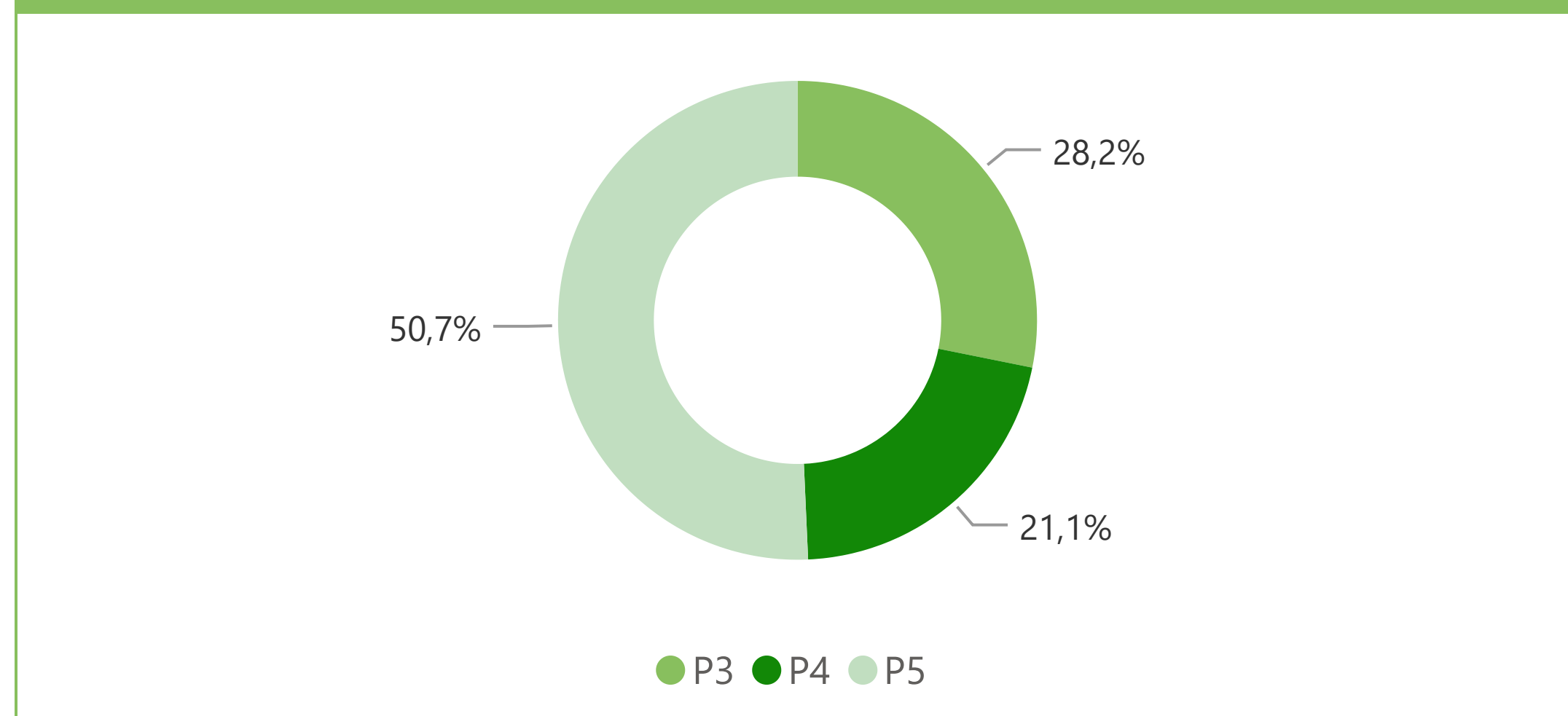
Passports

Passports 5 rounds		Passports 4 rounds		Passports 3 rounds	
December	2023	December	2023	December	2023
1	136	1	50	1	194
-33,3% ▼	▼ -49,3%	-90,0% ▼	▼ -16,3%	-84,6% ▼	▼ -45,6%
6	678	2	200	2	583
Rounds	Rounds	Rounds	Rounds	Rounds	Rounds

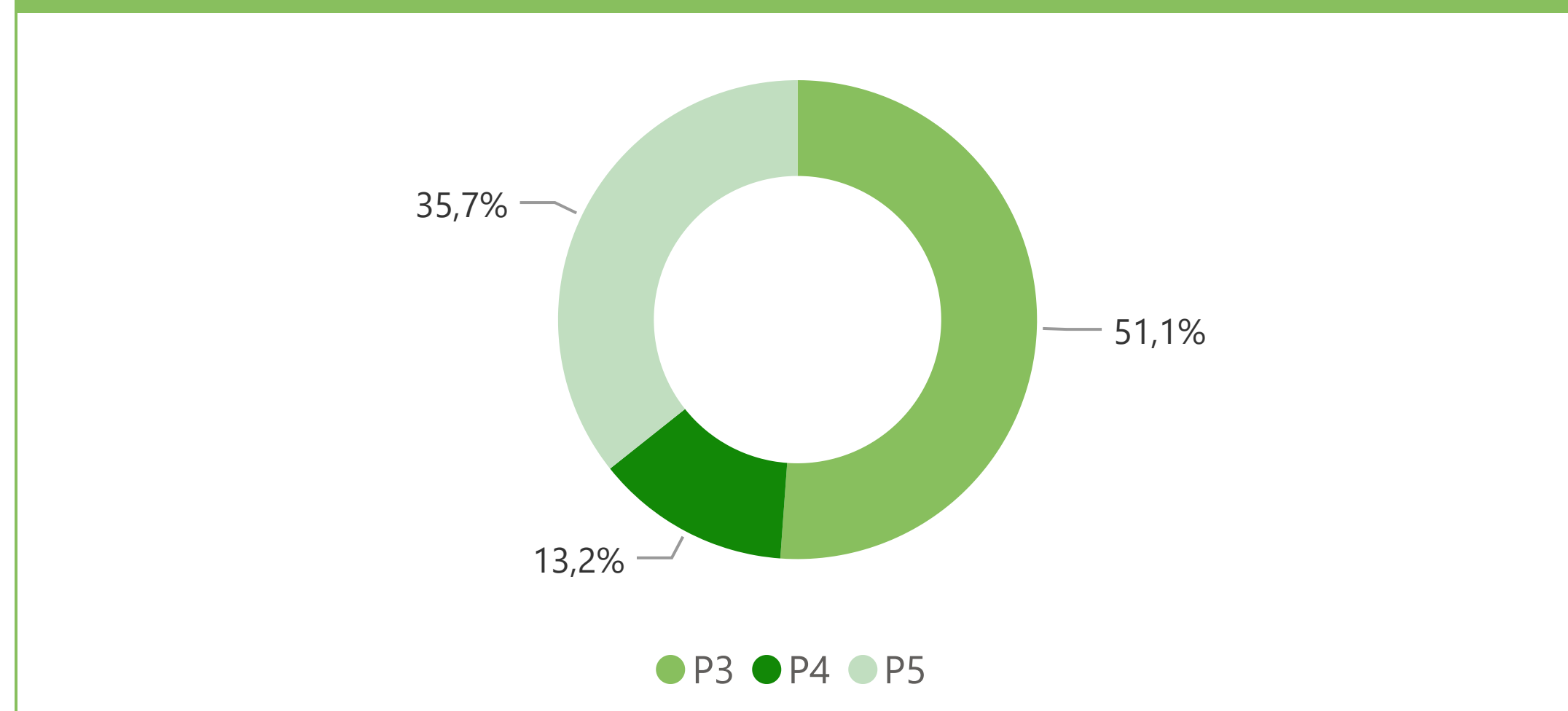
Top 10 Countries by Golf Rounds

Country	Month	Market Share	YTD	YTD Variation
Portugal Member	7.351	61,7%	85.494	-0,4%
Portugal Non Member	2.681	22,5%	42.160	-10,1%
UK	380	3,2%	26.627	8,8%
Germany	211	1,8%	6.325	-14,6%
France	195	1,6%	4.695	-1,6%
Spain	170	1,4%	3.317	13,4%
Sweden	142	1,2%	7.576	5,3%
Finland	117	1,0%	4.671	22,4%
USA	111	0,9%	3.601	66,4%
Netherlands	87	0,7%	2.323	-8,7%
Total Top 10	11.445	96,0%	186.789	-0,7%

Passports | Current Month



Passports | YTD



Country Breakdown

Country	Month	Market Share	YTD	YTD Variation
Portuguese	10.032	61,4%	127.654	-3,8%
Foreign	1.984	38,6%	80.259	-3,4%
Total	12.016	100,0%	207.913	-3,7%

Cascais Visitor Center

Nationalities

December

2023

2.023

69.623

28,2% ▲

▲ 49,9%

Information Requests

December

2023

5.503

243.140

89,4% ▲

▲ 251,1%

Top 10 Countries by Information Requests

Country	Month	Market Share	YTD	YTD Variation
Spain	441	21,80%	9.614	32,0%
USA	282	13,94%	9.517	36,5%
UK	281	13,89%	8.282	15,5%
France	111	5,49%	5.745	15,8%
Canada	76	3,76%	4.069	174,4%
Germany	63	3,11%	3.559	30,1%
Portugal	182	9,00%	3.310	71,7%
Brazil	123	6,08%	3.153	62,2%
Ireland	40	1,98%	2.982	88,4%
Switzerland	30	1,48%	697	117,1%
Total top 10	1.629	80,52%	50.928	40,0%

Top 10 Information Requests

Name	Month	Market Share	YTD	YTD Variation
Maps	1.291	0,2%	43.207	141,3%
General Information	892	0,1%	30.311	152,9%
Transports	436	0,1%	20.747	418,9%
Public Services	718	0,1%	18.822	435,5%
Informations Sintra	251	0,0%	16.348	399,5%
Museums	250	0,0%	16.070	224,3%
Local Food Restaurants	360	0,1%	15.838	456,7%
Informations Lisbon	246	0,0%	15.258	505,0%
Events	343	0,0%	7.568	505,4%
Shopping	244	0,0%	5.170	191,9%
Total top 10	5.031	0,7%	189.339	250,5%

