

Average Price per Room

August 2023
198,4 € | **141,4 €**
 4,49% ▲ | 2,0% ▲

269,1 € ▲★★★★★ 214,3 € ▲
0,44% 3,5%
 165,3 € ▲★★★★ 111,0 € ▲
6,17% 1,8%
 120,9 € ▲★★★ 88,3 € ▲
0,37% 7,4%

REVPAR

August 2023
165,6 € | **94,3 €**
 0,05% ▲ | 3,4% ▲

210,6 € ▼★★★★★ 129,1 € ▲
-4,87% 1,8%
 143,1 € ▲★★★★ 75,1 € ▲
4,92% 5,3%
 107,0 € ▼★★★ 71,5 € ▲
-9,84% 8,1%

Occupancy Rate (Variations in PP)

August 2023
83,5% | **66,7%**
 -3,7 ▼ | 0,9 ▲

78,3% ▼★★★★★ 60,3% ▼
-4,4 -1,0
 86,6% ▼★★★★ 67,7% ▲
-1,0 2,3
 88,5% ▼★★★ 81,0% ▲
-10,0 0,5

Overnight Stays

121.706 | **731.273**
 -8,5% ▼ | 1,4% ▲

Guests

44.704 | **278.489**
 -14,6% ▼ | -3,0% ▼

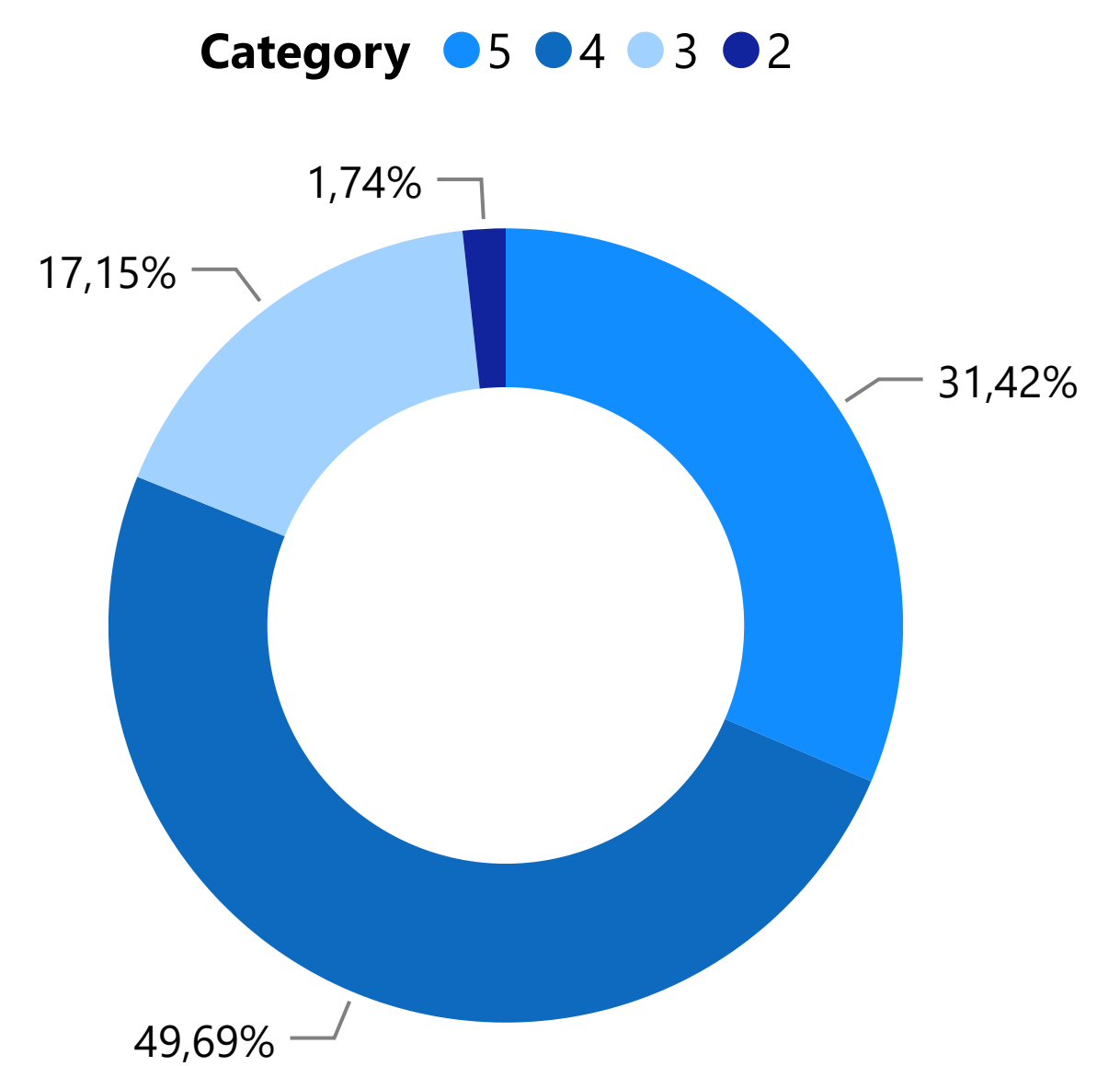
Average Stay

2,7 | **2,63**
 7,2% ▲ | 4,6% ▲

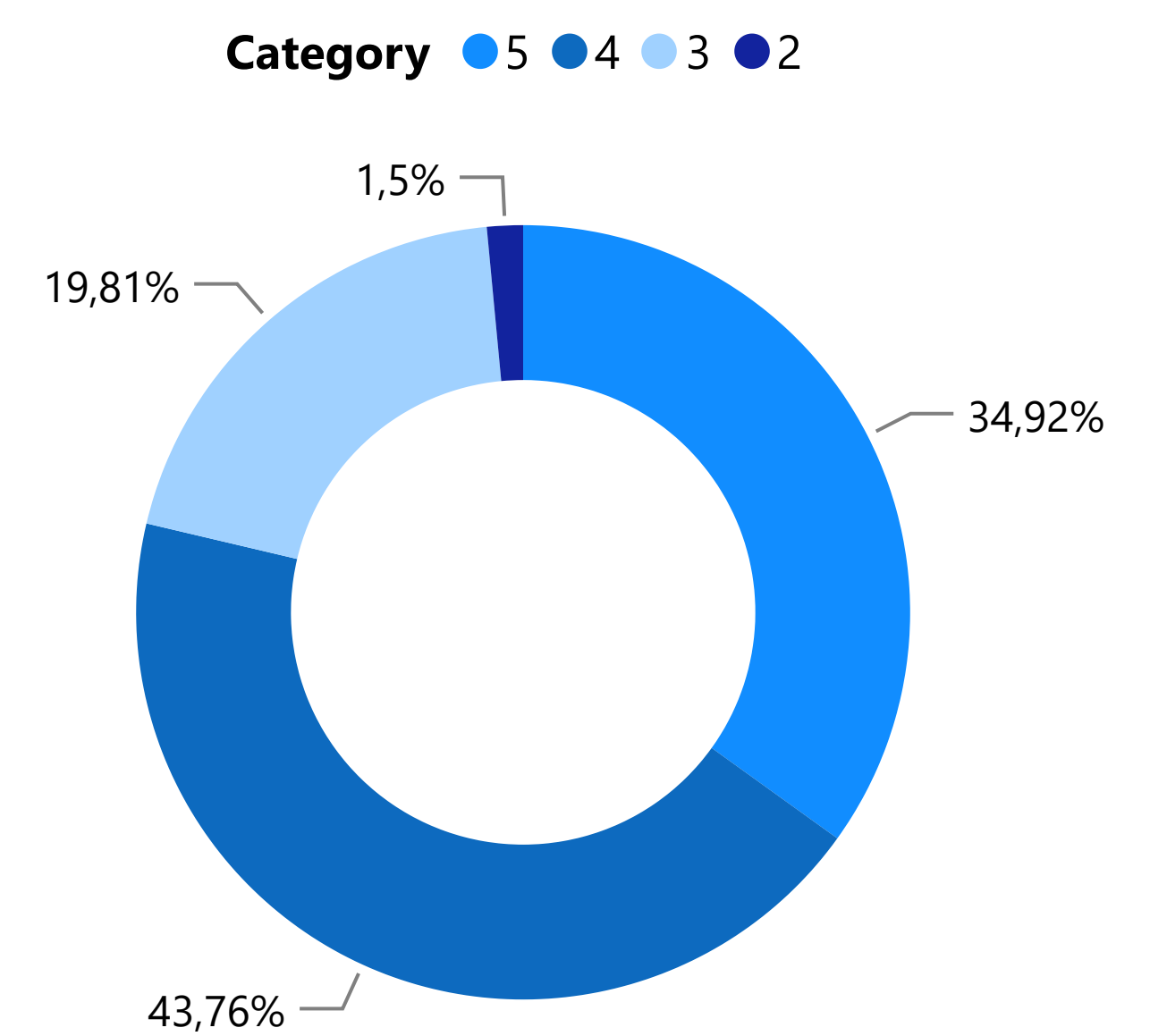
Top 10 Countries by Overnight Stays

Country	Month	Market Share	YTD	YTD Variation
Portugal	20.468	16,8%	160.256	-7,1%
UK	12.688	10,4%	78.092	-10,8%
Spain	20.044	16,5%	61.918	-2,1%
USA	7.061	5,8%	51.741	11,0%
Germany	7.034	5,8%	44.445	5,2%
France	10.123	8,3%	40.594	-5,0%
Ireland	7.586	6,2%	39.016	-9,1%
Brazil	3.747	3,1%	30.974	46,6%
Netherlands	5.264	4,3%	24.207	-18,3%
Italy	5.116	4,2%	17.561	32,2%
Total Top 10	99.131	81,5%	548.804	-2,3%

Overnight Stays | Category



Overnight Stays YTD | Category



Country Market Share Summary

Country	Month	Market Share	YTD	YTD Variation
Foreign	101.238	83,2%	571.017	4,1%
Portuguese	20.468	16,8%	160.256	-7,1%
Total	121.706	100,0%	731.273	1,4%



Golf Rounds

August 2023
13.771 **132.449**
 -8,2% ▼ -9,0% ▼

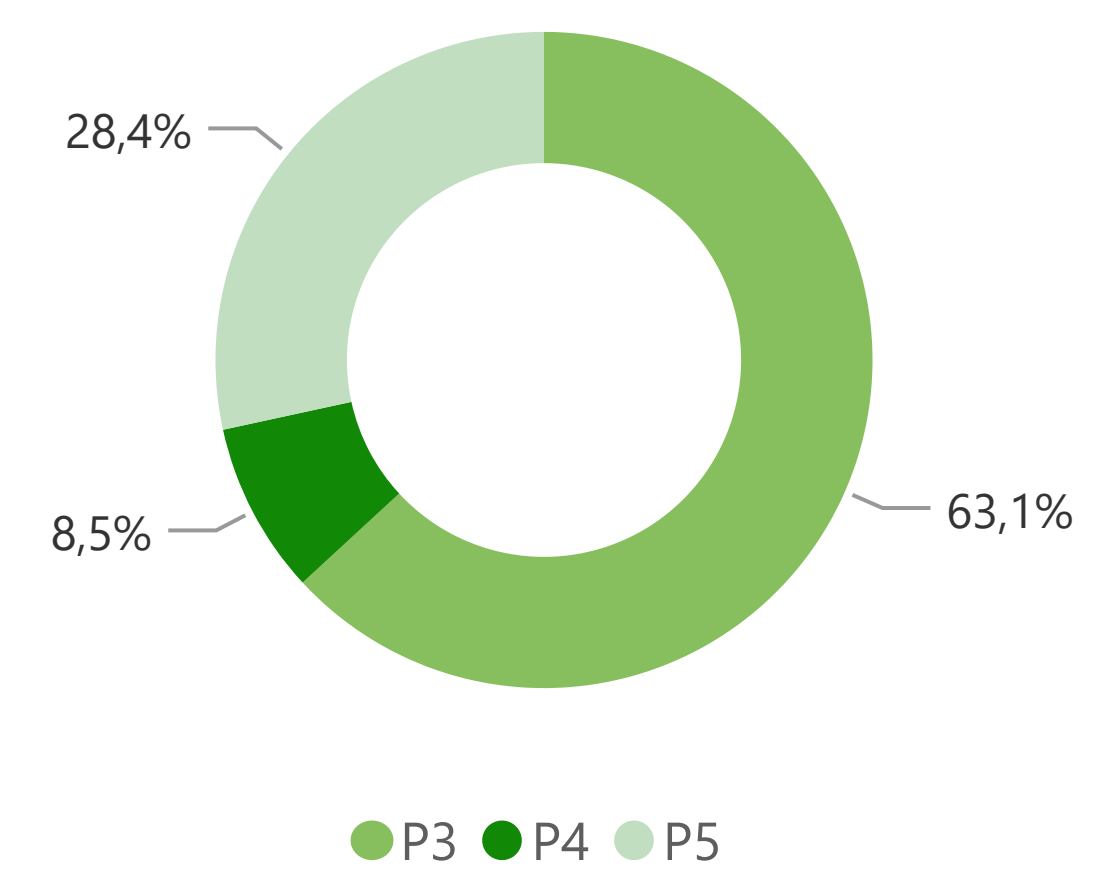
Passports

Passports 5 rounds		Passports 4 rounds		Passports 3 rounds	
August	2023	August	2023	August	2023
4 320,0% ▲	90 ▼ -40,8%	1 0,0% ▲	25 ▼ -37,6%	9 3,7% ▲	111 ▼ -49,0%
21 Rounds	452 Rounds	5 Rounds	98 Rounds	28 Rounds	334 Rounds

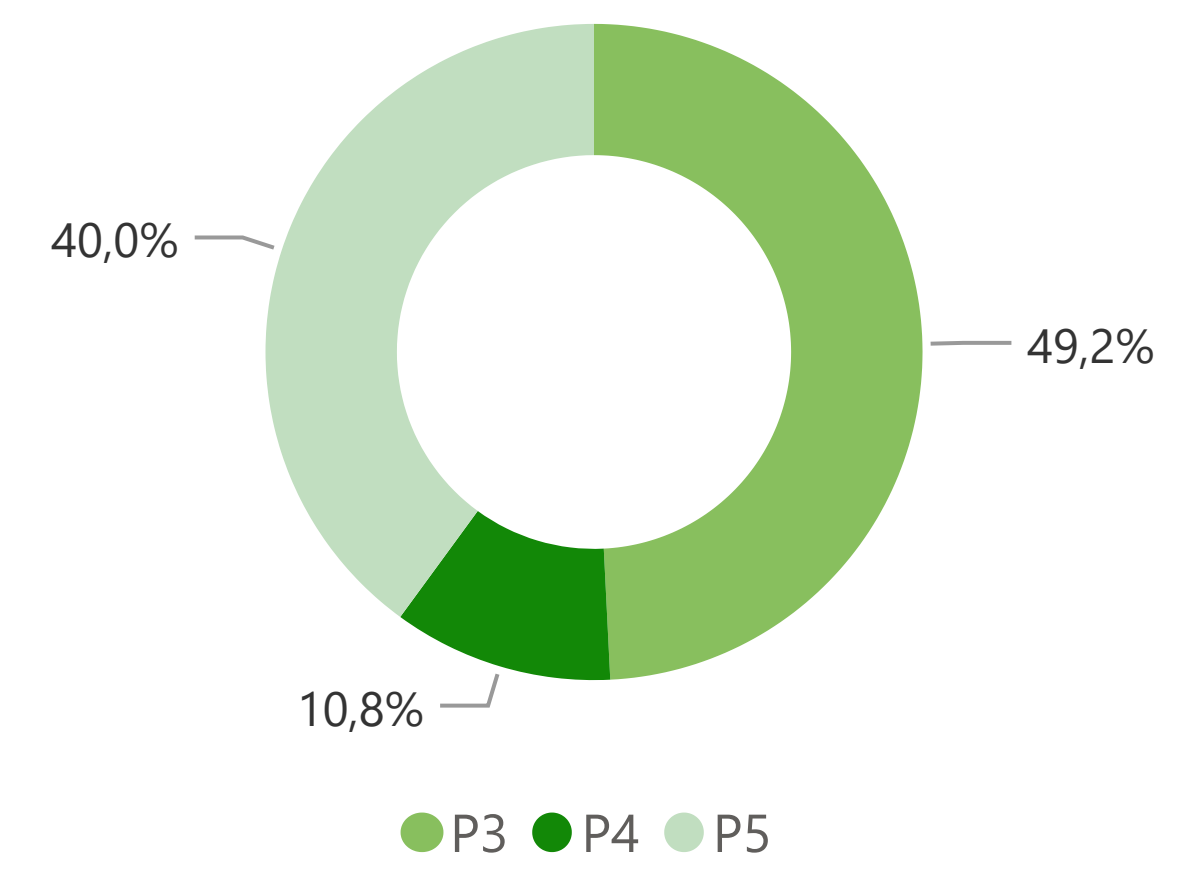
Top 10 Countries by Golf Rounds

Country	Month	Market Share	YTD	YTD Variation
Portugal Member	6.646	48,8%	55.052	-7,8%
Portugal Non Member	3.046	22,4%	28.232	-15,8%
UK	1.338	9,8%	16.343	9,0%
Spain	597	4,4%	2.162	1,7%
USA	406	3,0%	2.182	64,2%
France	290	2,1%	2.825	-15,0%
Germany	202	1,5%	4.083	-22,8%
Sweden	150	1,1%	4.220	5,3%
Netherlands	136	1,0%	1.381	-17,3%
China	106	0,8%	605	-40,0%
Total Top 10	12.917	94,9%	117.085	-7,8%

Passports | Current Month



Passports | YTD



Country	Month	Market Share	YTD	YTD Variation
Portuguese	9.692	62,9%	83.284	-10,7%
Foreign	4.079	37,1%	49.165	-6,0%
Total	13.771	100,0%	132.449	-9,0%

Cascais Visitor Center

Nationalities
 August 2023
12.553 **50.603**
 135,4% ▲ 59,6% ▲

Information Requests
 August 2023
47.071 **153.736**
 665,0% ▲ 244,8% ▲

Country	Month	Market Share	YTD	YTD Variation
Spain	3.198	25,48%	7.546	41,6%
USA	1.171	9,33%	6.799	38,6%
UK	1.036	8,25%	5.405	5,3%
France	944	7,52%	4.426	26,8%
Canada	579	4,61%	2.914	278,4%
Germany	619	4,93%	2.643	43,7%
Portugal	660	5,26%	2.440	88,9%
Brazil	558	4,45%	2.355	75,1%
Italy	474	3,78%	2.270	129,8%
Ireland	547	4,36%	2.158	117,1%
Total top 10	9.786	77,96%	38.956	49,3%

Name	Month	Market Share	YTD	YTD Variation
Maps	7.133	1,2%	30.522	163,4%
General Information	5.342	0,9%	19.936	152,2%
Transports	4.251	0,7%	12.366	374,2%
Public Services	3.185	0,5%	10.388	397,0%
Museums	3.090	0,5%	10.013	216,2%
Informations Sintra	3.020	0,5%	9.908	436,1%
City Parks	3.081	0,5%	9.806	223,3%
Beaches	3.736	0,6%	9.722	453,3%
Local Food Restaurants	3.458	0,6%	9.110	419,1%
Informations Lisbon	2.709	0,4%	8.915	547,4%
Total top 10	39.005	6,5%	130.686	252,0%

