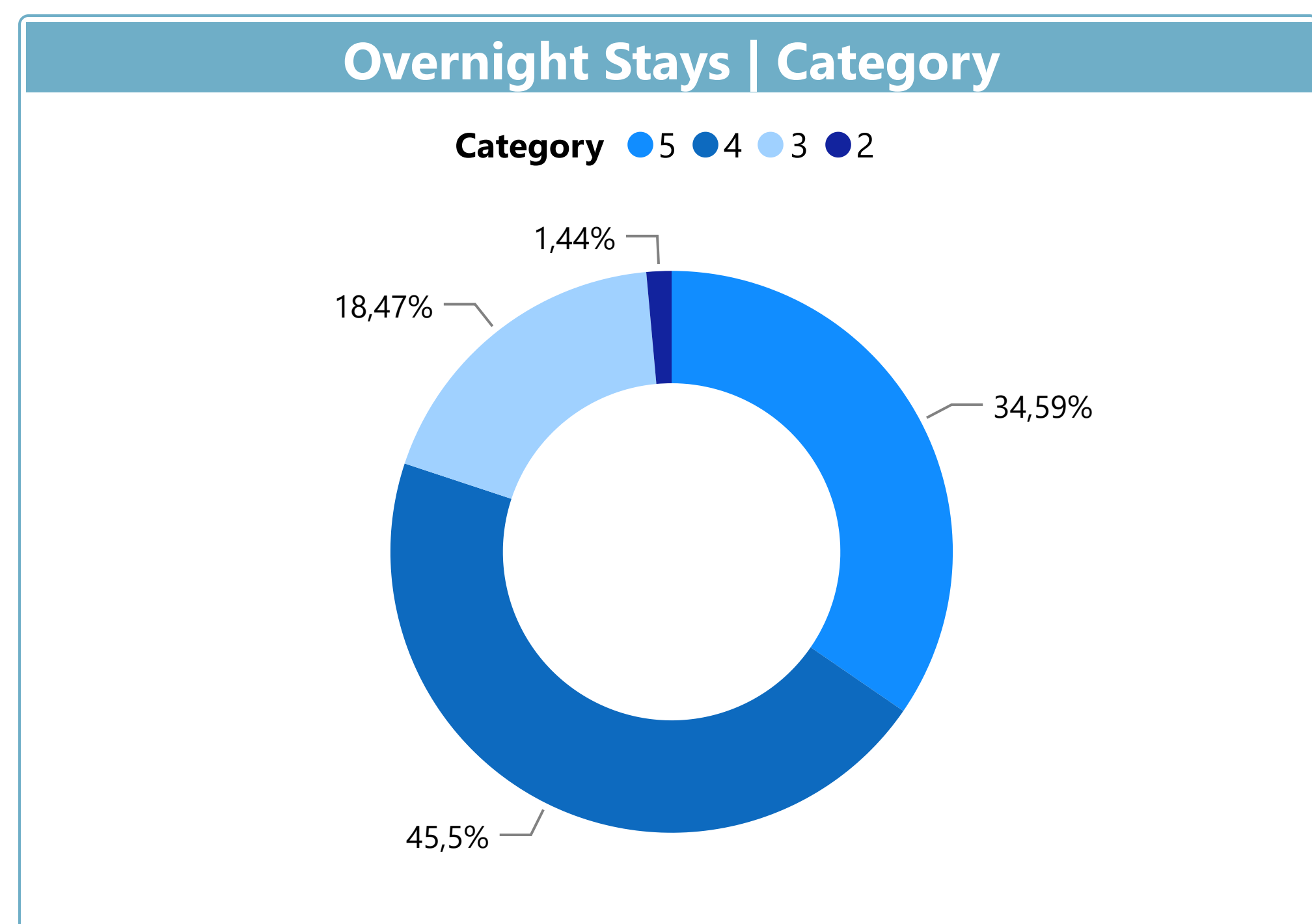
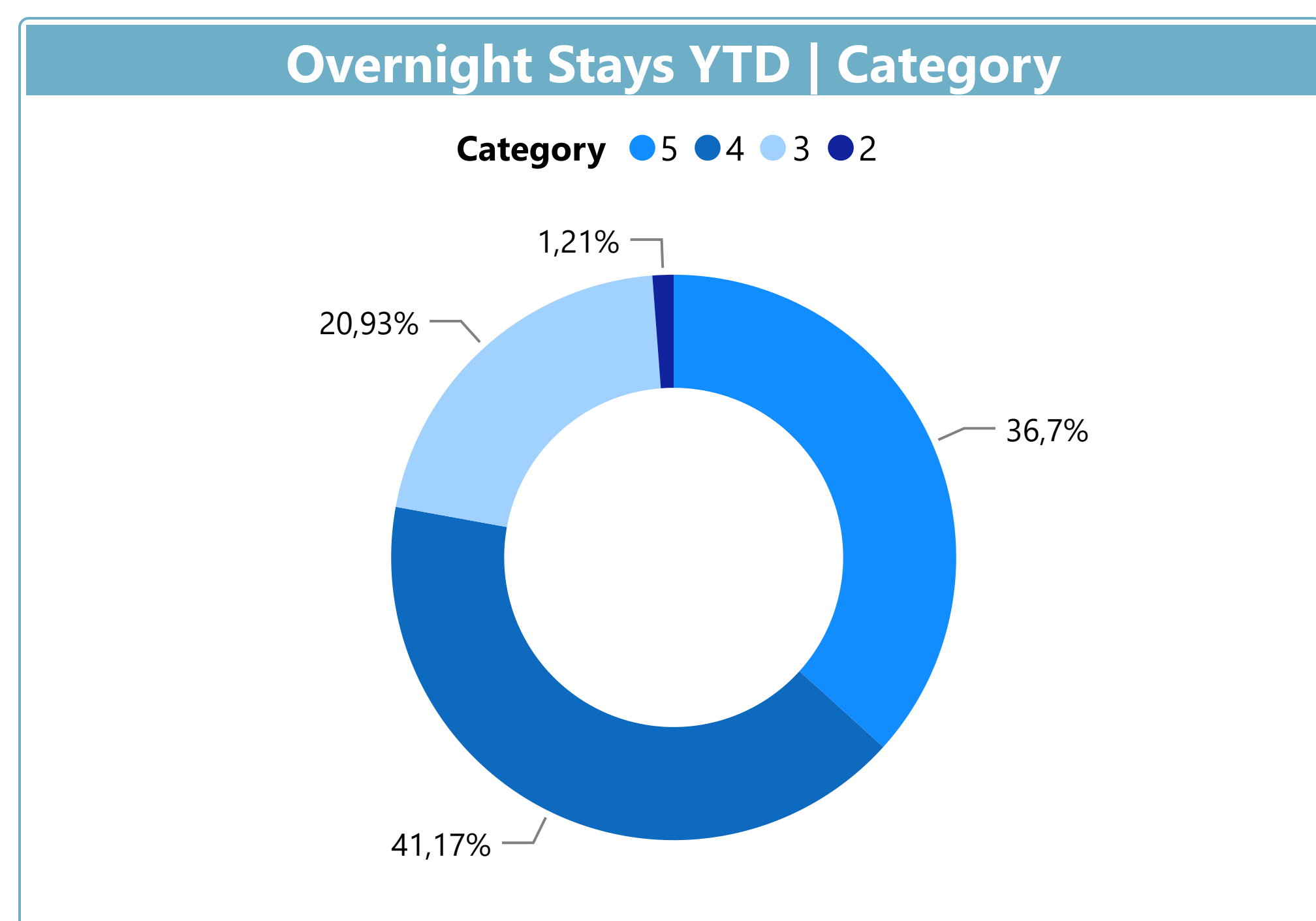


Top 10 Countries by Overnight Stays

Country	Month	Market Share	YTD	YTD Variation
Portugal	17.922	17,1%	190.397	72,2%
UK	15.759	15,0%	103.272	280,0%
USA	8.292	7,9%	54.922	293,1%
Ireland	7.928	7,6%	50.859	333,2%
Germany	6.940	6,6%	49.192	251,8%
Spain	6.688	6,4%	69.914	65,9%
France	5.232	5,0%	47.949	97,6%
Netherlands	5.011	4,8%	34.628	187,2%
Sweden	3.129	3,0%	17.671	368,5%
Brazil	3.062	2,9%	24.196	287,4%
Total Top 10	79.963	76,2%	643.000	141,8%



Country	Month	Market Share	YTD	YTD Variation
Foreign	86.954	82,9%	635.526	204,4%
Portuguese	17.922	17,1%	190.397	72,2%
Total	104.876	100,0%	825.923	158,6%



Golf Rounds

September

2022

20.424

165.989

11,3% ▲

▲ 80,3%

Passports

Passports 5 rounds
September

2022

25

25,0% ▲

178

▲ 610,4%

125
Rounds

888
Rounds

Passports 4 rounds
September

2022

11

150,0% ▲

51

▲ 861,9%

45
Rounds

202
Rounds

Passports 3 rounds
September

2022

57

58,9% ▲

275

▲ 234,0%

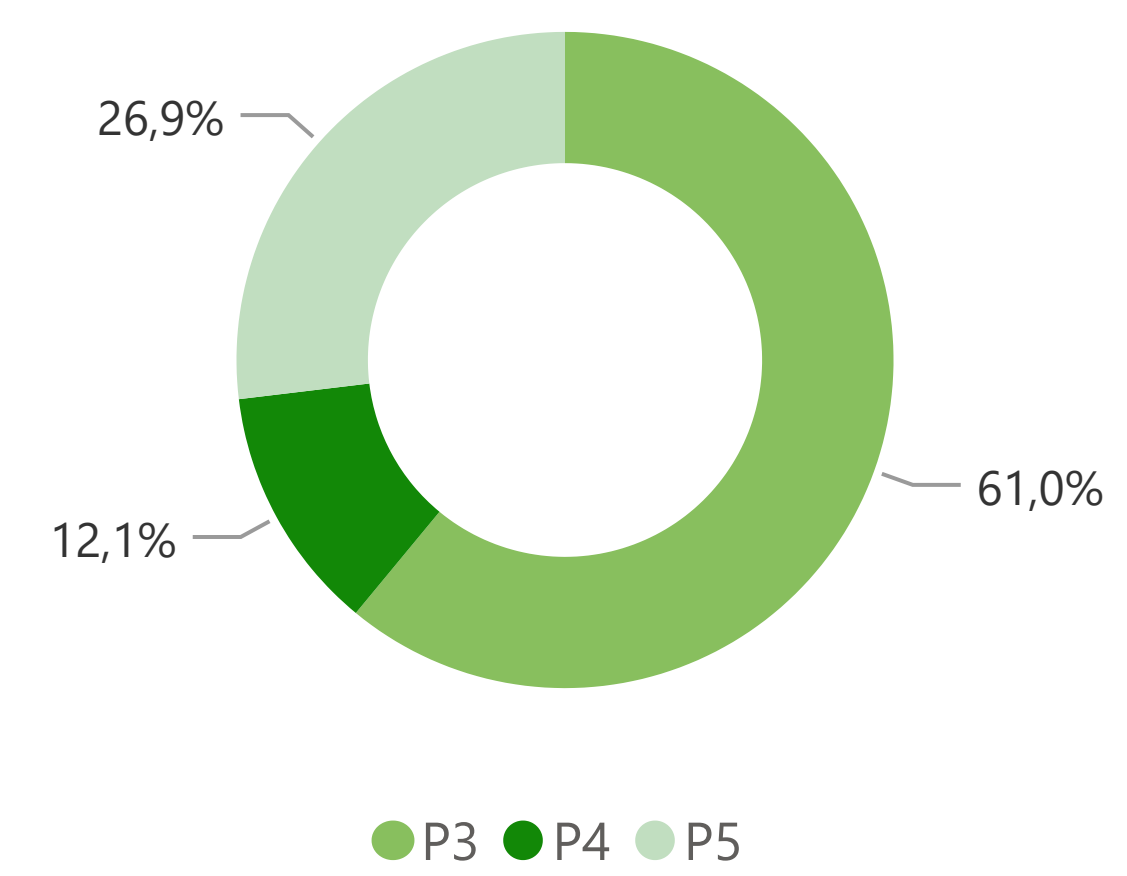
170
Rounds

825
Rounds

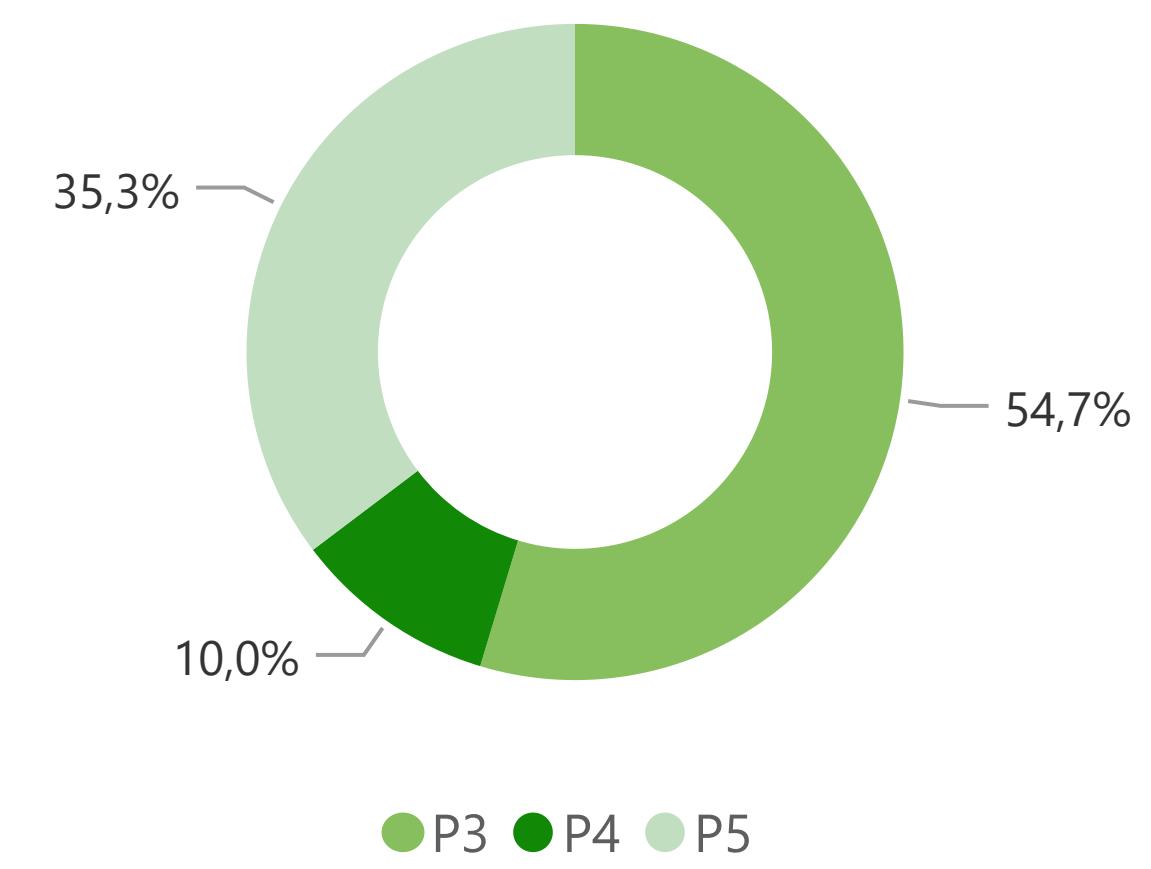
Top 10 Countries by Golf Rounds

Country	Month	Market Share	YTD	YTD Variation
Portugal Member	6.863	34,4%	66.604	28,5%
UK	4.139	20,8%	19.131	294,0%
Portugal Non Member	3.923	19,7%	37.445	84,9%
Sweden	1.069	5,4%	5.078	149,7%
Ireland	589	3,0%	1.987	396,8%
Norway	535	2,7%	1.990	856,7%
France	473	2,4%	3.798	70,3%
Germany	464	2,3%	5.752	247,6%
Denmark	430	2,2%	1.800	457,3%
Netherlands	275	1,4%	1.945	96,3%
Total Top 10	18.760	94,1%	145.530	71,6%

Passports | Current Month



Passports | YTD



Country Breakdown

Country	Month	Market Share	YTD	YTD Variation
Portuguese	10.786	62,7%	104.049	44,3%
Foreign	9.638	37,3%	61.940	210,4%
Total	20.424	100,0%	165.989	80,3%

Cascais Visitor Center

Nationalities

September

4.174

51,5% ▲

2022

35.884

▲ 321,6%

Information Requests

September

6.916

50,9% ▲

2022

51.504

▲ 309,2%

Top 10 Countries by Nationalities

Country	Month	Market Share	YTD	YTD Variation
UK	824	19,74%	5.958	499,4%
Spain	617	14,78%	5.945	201,2%
USA	622	14,90%	5.526	711,5%
France	492	11,79%	3.982	265,7%
Germany	260	6,23%	2.099	277,5%
Portugal	190	4,55%	1.482	105,5%
Brazil	131	3,14%	1.476	446,7%
Italy	148	3,55%	1.136	311,6%
Netherlands	141	3,38%	996	270,3%
Canada	130	3,11%	900	1478,9%
Total top 10	3.555	85,17%	29.500	328,3%

Top 10 Information Requests

Name	Month	Market Share	YTD	YTD Variation
Maps	1.955	0,5%	13.544	302,4%
General Information	1.145	0,3%	9.050	296,6%
Museums	571	0,1%	3.738	260,1%
City Parks	529	0,1%	3.562	263,8%
Transports	361	0,1%	2.969	435,0%
Public Services	353	0,1%	2.443	367,1%
Informations Sintra	332	0,1%	2.180	410,5%
Local Food Restaurants	244	0,1%	1.999	371,5%
Beaches	199	0,0%	1.956	317,1%
Informations Lisbon	253	0,1%	1.630	341,7%
Total top 10	5.942	1,4%	43.071	312,9%

