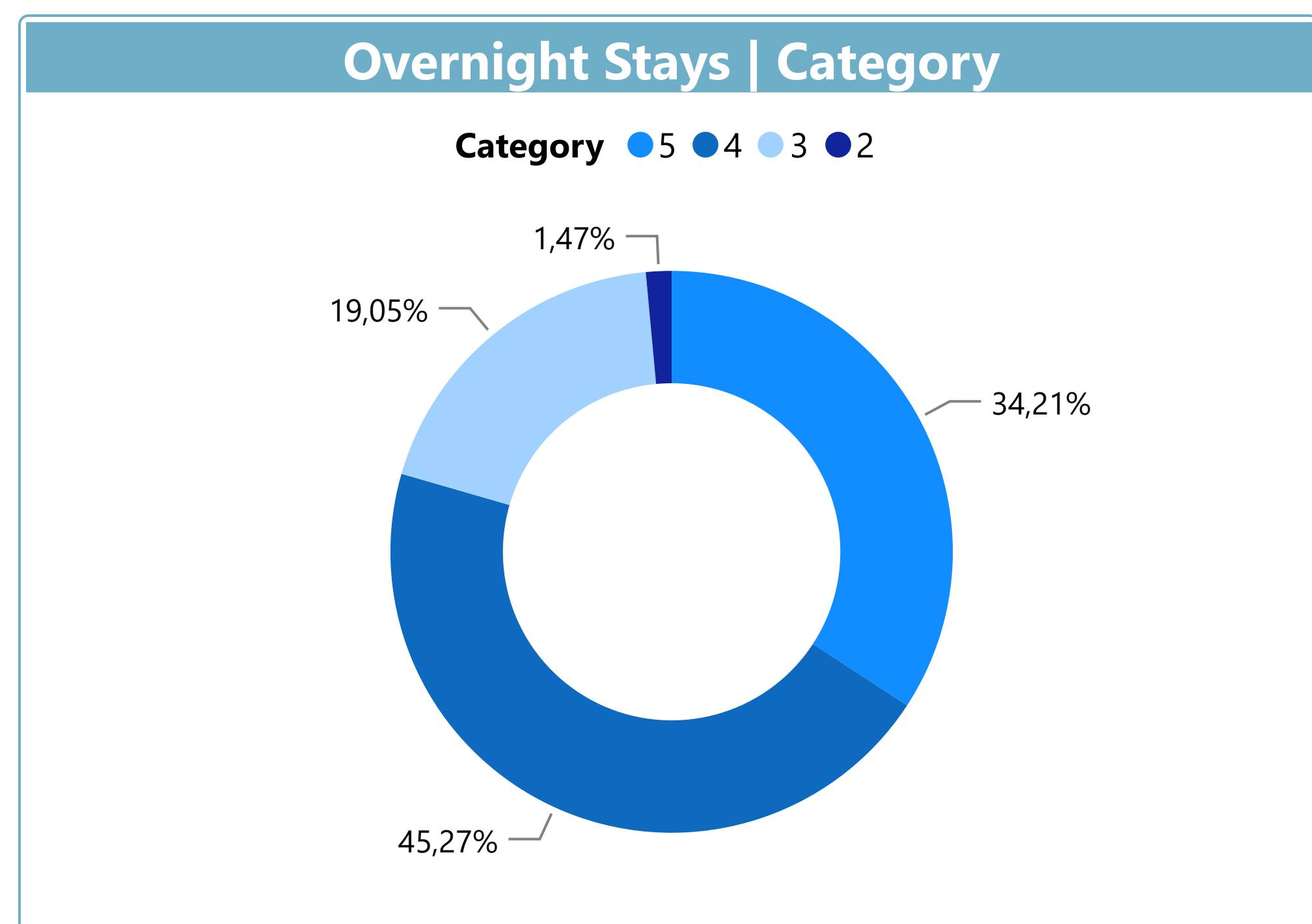
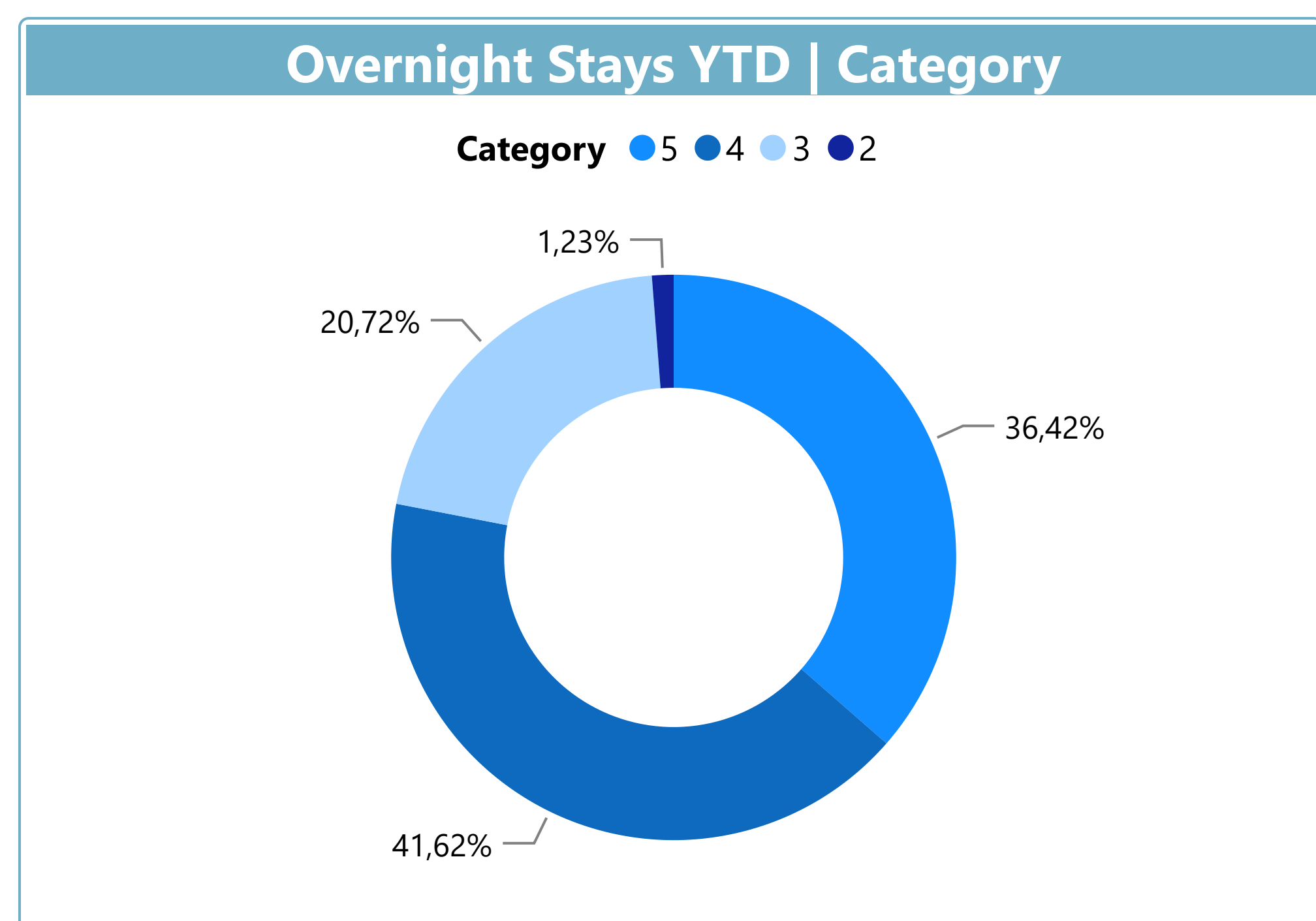


Top 10 Countries by Overnight Stays

Country	Month	Market Share	YTD	YTD Variation
Portugal	17.445	17,2%	207.842	62,2%
UK	14.020	13,8%	117.292	194,0%
USA	6.617	6,5%	61.539	258,5%
Germany	6.559	6,5%	55.751	174,9%
France	5.744	5,6%	53.693	86,9%
Ireland	5.506	5,4%	56.365	223,8%
Spain	5.132	5,0%	75.046	56,1%
Sweden	4.030	4,0%	21.701	219,0%
Netherlands	3.814	3,8%	38.442	138,3%
Brazil	3.383	3,3%	27.579	225,5%
Total Top 10	72.250	71,1%	715.250	116,0%



Country	Month	Market Share	YTD	YTD Variation
Foreign	84.219	82,8%	719.745	161,5%
Portuguese	17.445	17,2%	207.842	62,2%
Total	101.664	100,0%	927.587	129,9%



Golf Rounds

October 2022
23.172 189.161
 2,7% 65,0%

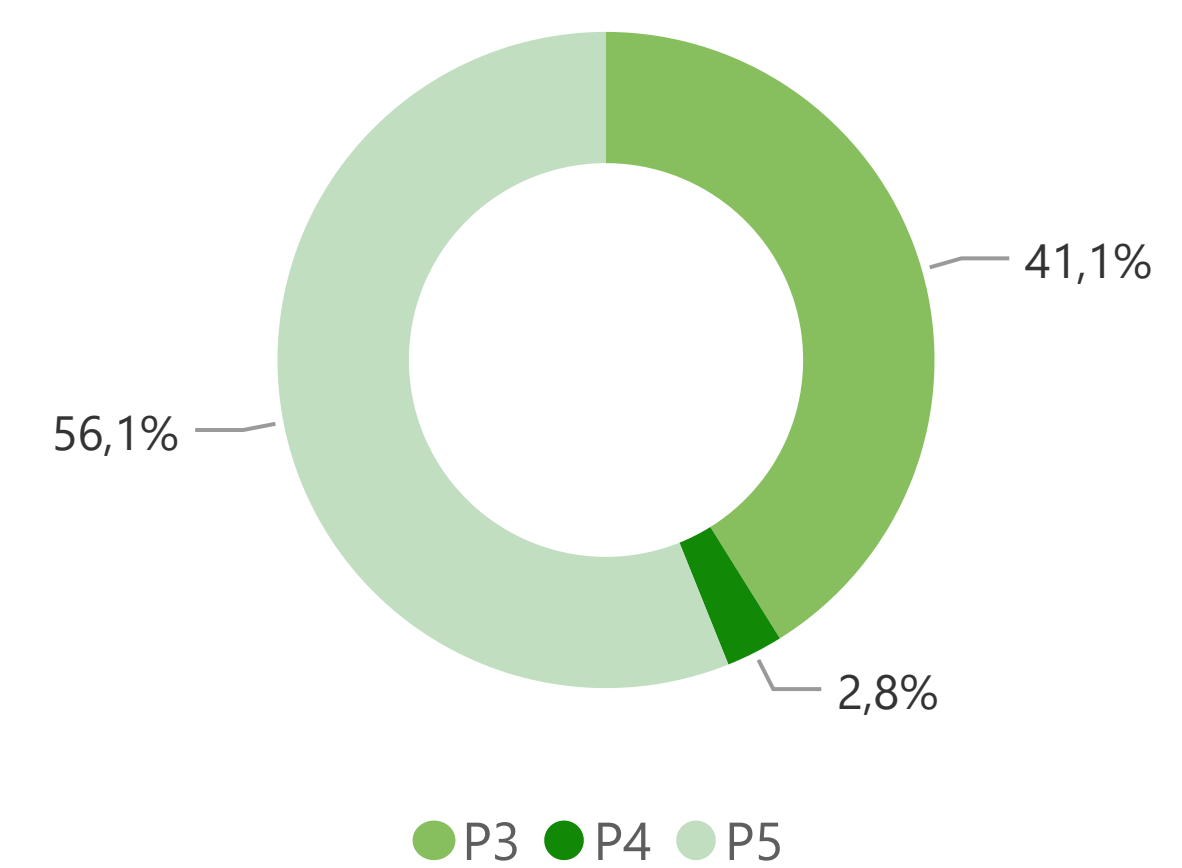
Passports

Passports 5 rounds		Passports 4 rounds		Passports 3 rounds	
October	2022	October	2022	October	2022
85	263	4	55	62	337
269,6% ▲	447,1% ▲	21,4% ▲	525,7% ▲	-4,1% ▼	129,0% ▲
425 Rounds	1313 Rounds	17 Rounds	219 Rounds	187 Rounds	1012 Rounds

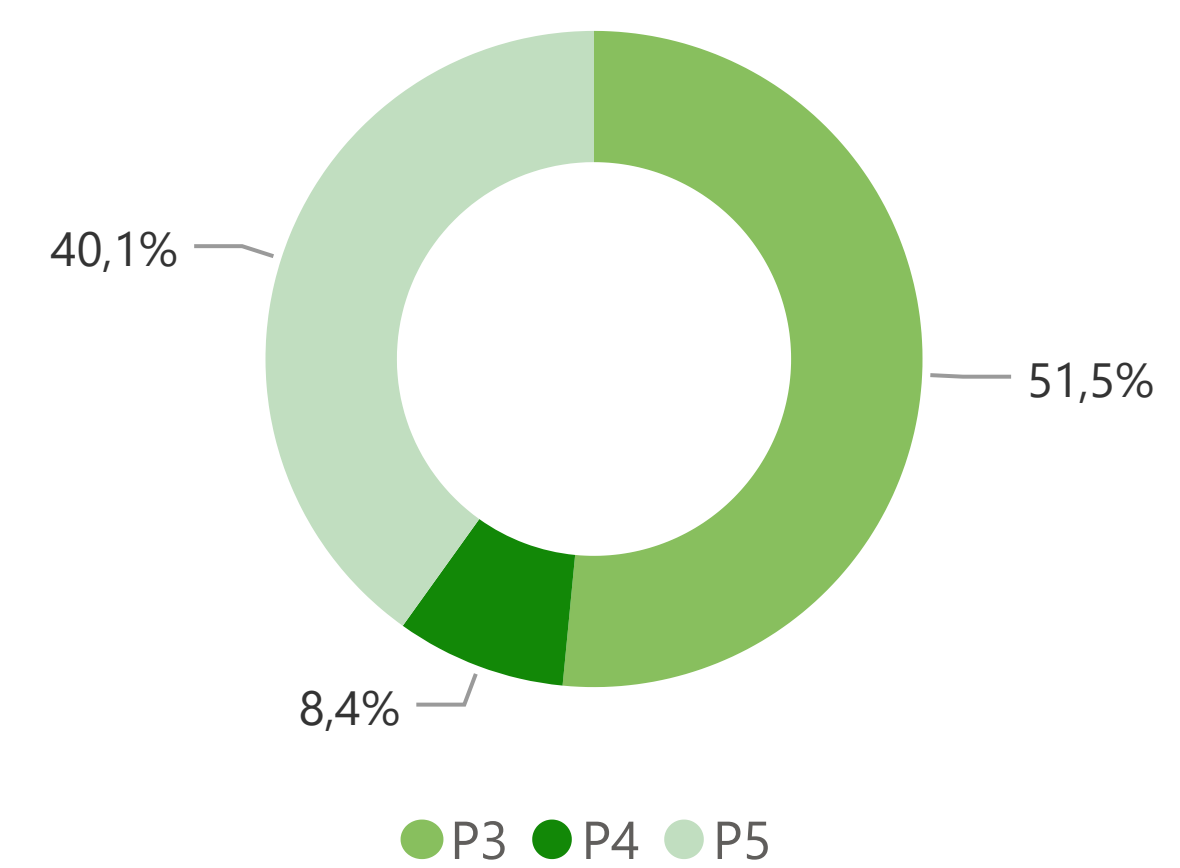
Top 10 Countries by Golf Rounds

Country	Month	Market Share	YTD	YTD Variation
Portugal Member	6.583	29,8%	73.187	20,6%
UK	4.299	19,5%	23.430	197,0%
Portugal Non Member	3.791	17,2%	41.236	71,4%
Sweden	1.260	5,7%	6.338	89,3%
Germany	846	3,8%	6.598	170,0%
Poland	826	3,7%	1.027	1041,1%
France	576	2,6%	4.374	48,4%
Finland	550	2,5%	2.967	269,0%
Switzerland	496	2,2%	2.429	170,2%
USA	425	1,9%	1.954	112,4%
Total Top 10	19.652	89,0%	163.540	57,1%

Passports | Current Month



Passports | YTD



Country	Month	Market Share	YTD	YTD Variation
Foreign	12.798	39,5%	74.738	150,3%
Portuguese	10.374	60,5%	114.423	35,0%
Total	23.172	100,0%	189.161	65,0%

Cascais Visitor Center

Nationalities

October 2022
6.018 41.902
 48,0% 233,1%

Information Requests

October 2022
10.141 61.645
 83,7% 240,5%

Country	Month	Market Share	YTD	YTD Variation
UK	761	12,65%	6.719	363,7%
Spain	627	10,42%	6.572	156,6%
USA	763	12,68%	6.289	471,2%
France	515	8,56%	4.497	204,3%
Germany	402	6,68%	2.501	161,6%
Ireland	365	6,07%	1.470	238,7%
Italy	222	3,69%	1.358	208,6%
Netherlands	298	4,95%	1.294	182,5%
Canada	361	6,00%	1.261	987,1%
Belgium	204	3,39%	1.072	127,6%
Total top 10	4.518	75,07%	33.033	249,0%

Name	Month	Market Share	YTD	YTD Variation
Maps	2.313	0,5%	15.857	236,2%
General Information	1.661	0,4%	10.711	232,5%
Museums	618	0,1%	4.356	214,3%
City Parks	559	0,1%	4.121	199,7%
Transports	629	0,1%	3.598	317,9%
Public Services	601	0,1%	3.044	282,4%
Informations Sintra	706	0,2%	2.886	334,0%
Local Food Restaurants	547	0,1%	2.546	286,9%
Informations Lisbon	558	0,1%	2.188	277,9%
Local Market	325	0,1%	1.656	169,3%
Total top 10	8.517	1,9%	50.963	242,7%

