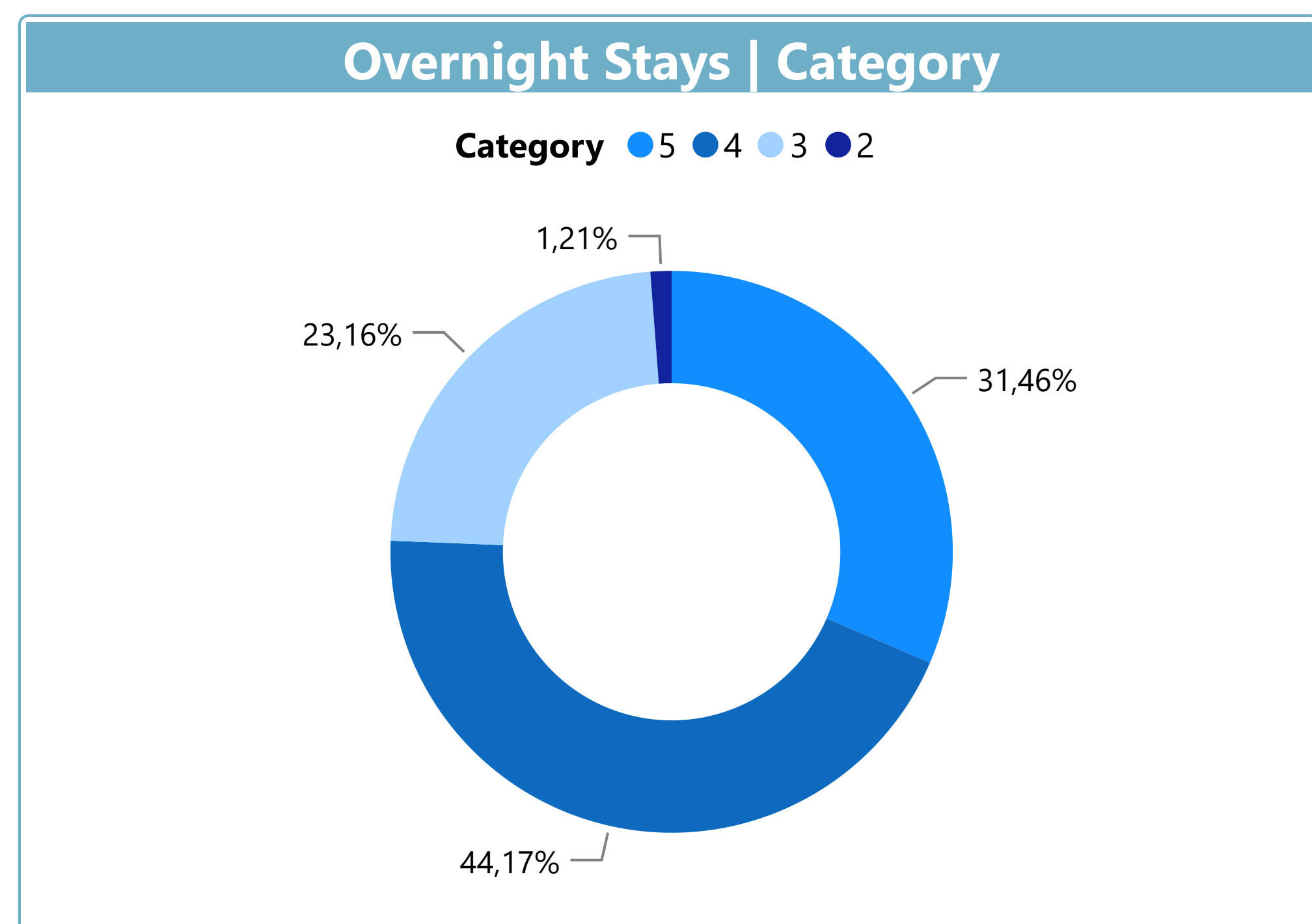
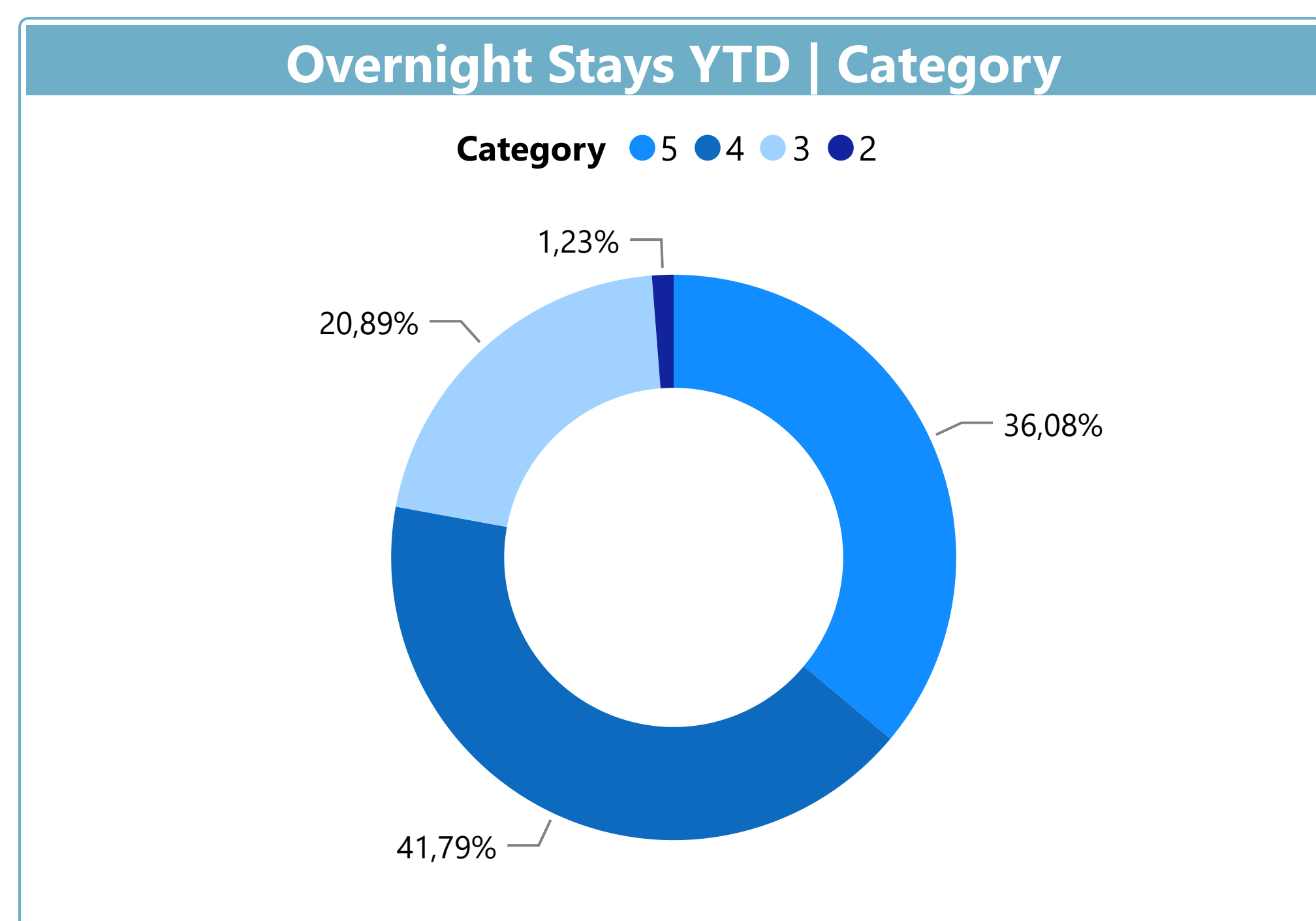


### Top 10 Countries by Overnight Stays

Country	Month	Market Share	YTD	YTD Variation
Portugal	19.690	28,9%	227.532	58,1%
UK	4.660	6,8%	121.952	177,2%
Spain	3.710	5,4%	78.756	51,9%
USA	3.713	5,4%	65.252	226,3%
Germany	4.070	6,0%	59.821	154,1%
France	3.188	4,7%	56.881	69,7%
Brazil	3.471	5,1%	31.050	192,9%
Sweden	3.270	4,8%	24.971	145,3%
Finland	2.541	3,7%	14.099	314,6%
Russia	1.768	2,6%	8.497	222,5%
<b>Total Top 10</b>	<b>50.081</b>	<b>73,4%</b>	<b>688.811</b>	<b>100,5%</b>



Country	Month	Market Share	YTD	YTD Variation
Foreign	48.527	71,1%	768.272	143,0%
Portuguese	19.690	28,9%	227.532	58,1%
<b>Total</b>	<b>68.217</b>	<b>100,0%</b>	<b>995.804</b>	<b>116,5%</b>



## Golf Rounds

November

2022

17.169

206.330

-4,7% ▼

55,6% ▲

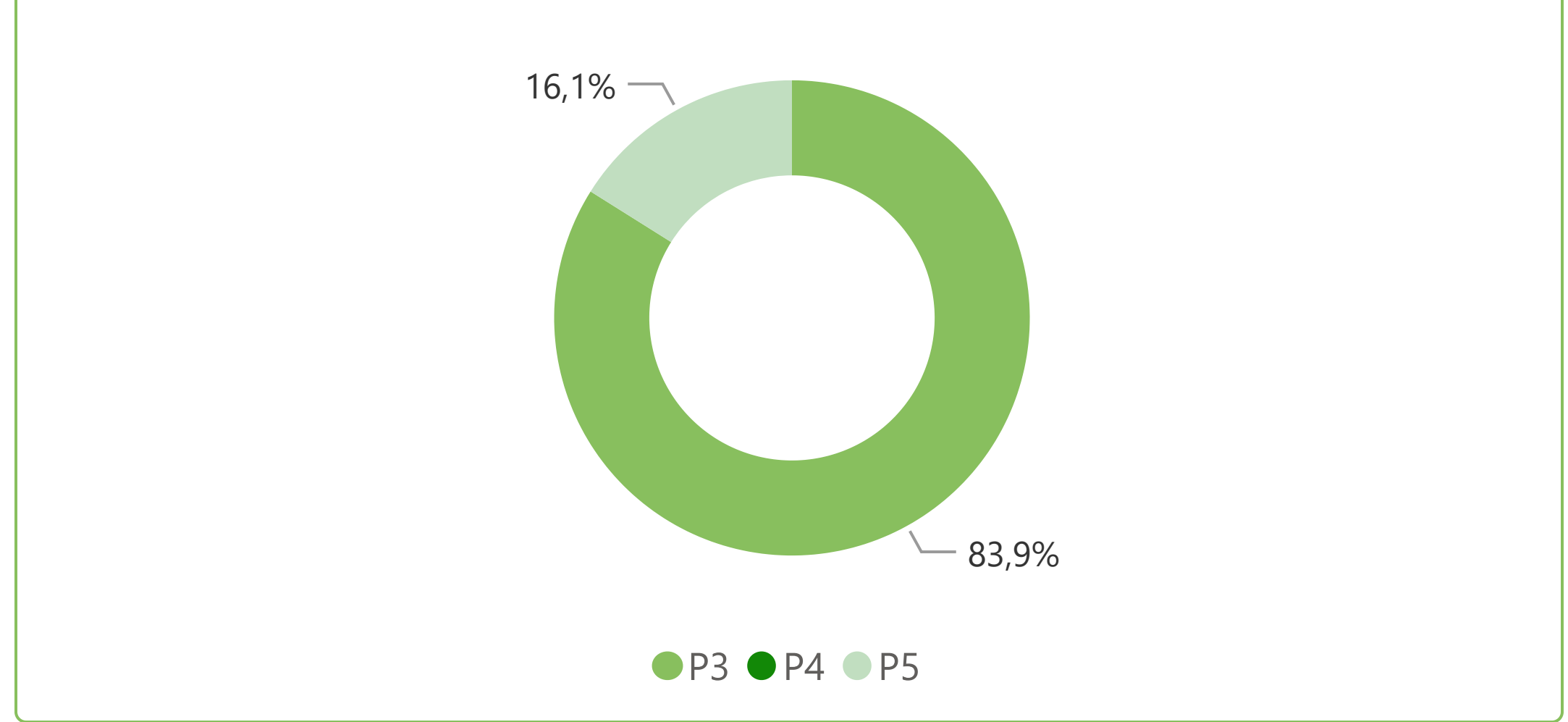
## Passports

Passports 5 rounds		Passports 4 rounds		Passports 3 rounds	
November	2022	November	2022	November	2022
3	266	0	55	16	353
-65,9% <span style="color: red;">▼</span>	367,6% <span style="color: green;">▲</span>	-100,0% <span style="color: red;">▼</span>	298,2% <span style="color: green;">▲</span>	-26,6% <span style="color: red;">▼</span>	109,3% <span style="color: green;">▲</span>
15 Rounds	1328 Rounds	0 Rounds	219 Rounds	47 Rounds	1059 Rounds

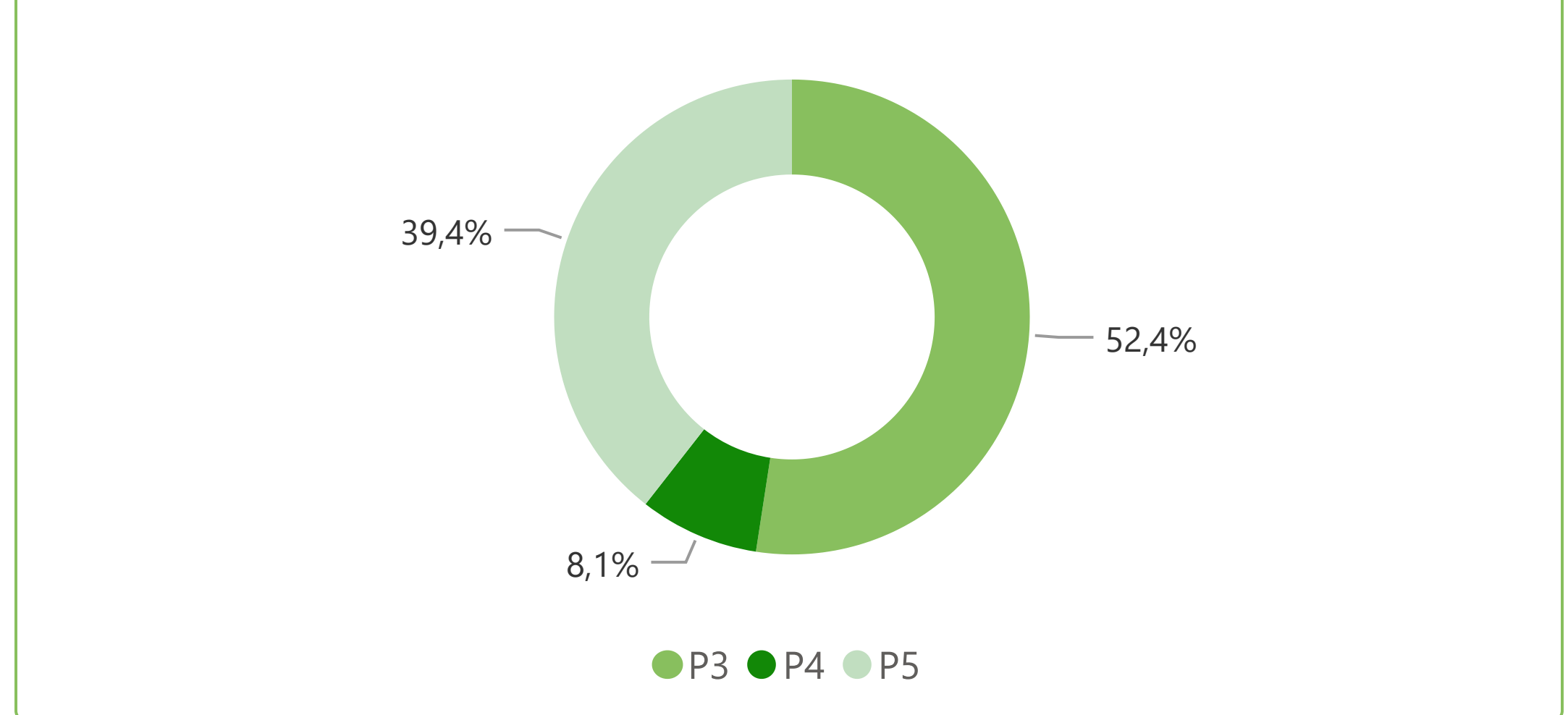
## Top 10 Countries by Golf Rounds

Country	Month	Market Share	YTD	YTD Variation
Portugal Member	7.155	46,4%	80.342	16,6%
Portugal Non Member	3.737	24,2%	44.973	65,2%
UK	817	5,3%	24.247	173,6%
Sweden	736	4,8%	7.074	50,7%
Finland	713	4,6%	3.680	195,8%
Germany	530	3,4%	7.128	118,8%
Denmark	319	2,1%	2.524	232,1%
Netherlands	210	1,4%	2.496	61,2%
France	203	1,3%	4.577	28,4%
Switzerland	186	1,2%	2.615	133,3%
<b>Total Top 10</b>	<b>14.606</b>	<b>94,8%</b>	<b>179.656</b>	<b>48,2%</b>

## Passports | Current Month



## Passports | YTD



Country	Month	Market Share	YTD	YTD Variation
Portuguese	10.892	60,7%	125.315	30,3%
Foreign	6.277	39,3%	81.015	122,0%
<b>Total</b>	<b>17.169</b>	<b>100,0%</b>	<b>206.330</b>	<b>55,6%</b>

## Cascais Visitor Center

Nationalities

November

2022

2.979

44.881

7,4% ▲

192,3% ▲

Information Requests

November

2022

4.699

66.344

14,4% ▲

198,7% ▲

Country	Month	Market Share	YTD	YTD Variation
UK	305	10,24%	7.024	305,1%
Spain	298	10,00%	6.870	142,2%
USA	393	13,19%	6.682	373,9%
France	333	11,18%	4.830	168,9%
Germany	167	5,61%	2.668	128,0%
Brazil	182	6,11%	1.842	226,6%
Portugal	160	5,37%	1.818	77,2%
Italy	119	3,99%	1.477	154,7%
Canada	176	5,91%	1.437	897,9%
Netherlands	111	3,73%	1.405	135,7%
<b>Total top 10</b>	<b>2.244</b>	<b>75,33%</b>	<b>36.053</b>	<b>204,1%</b>

Name	Month	Market Share	YTD	YTD Variation
Maps	1.293	0,3%	17.150	201,8%
General Information	783	0,2%	11.494	192,7%
Museums	381	0,1%	4.737	178,6%
City Parks	321	0,1%	4.442	153,0%
Transports	242	0,1%	3.840	255,2%
Public Services	293	0,1%	3.337	217,2%
Informations Sintra	239	0,1%	3.125	282,0%
Informations Lisbon	169	0,0%	2.357	238,2%
Local Market	162	0,0%	1.818	131,9%
Shopping	177	0,0%	1.699	112,1%
<b>Total top 10</b>	<b>4.060</b>	<b>0,9%</b>	<b>53.999</b>	<b>195,1%</b>

