
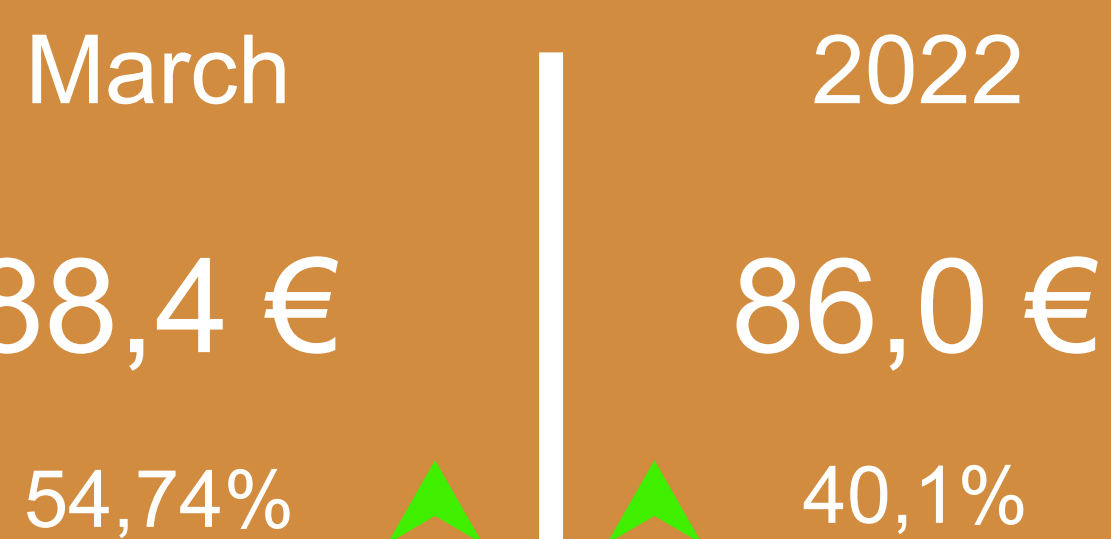





Average Price per Room




REVPAR




Occupancy Rate (Variations in PP)




Overnight Stays



Guests



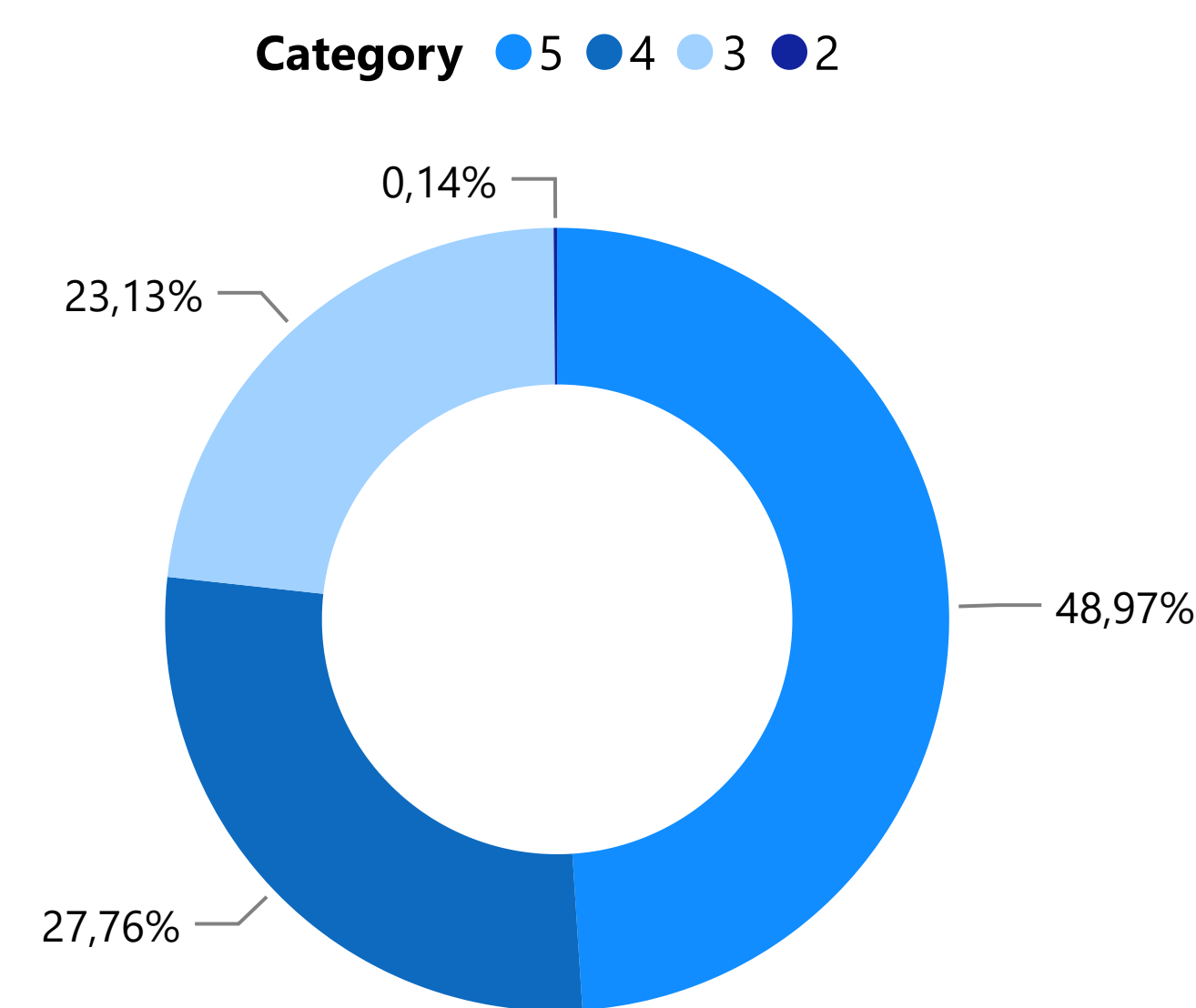
Average Stay



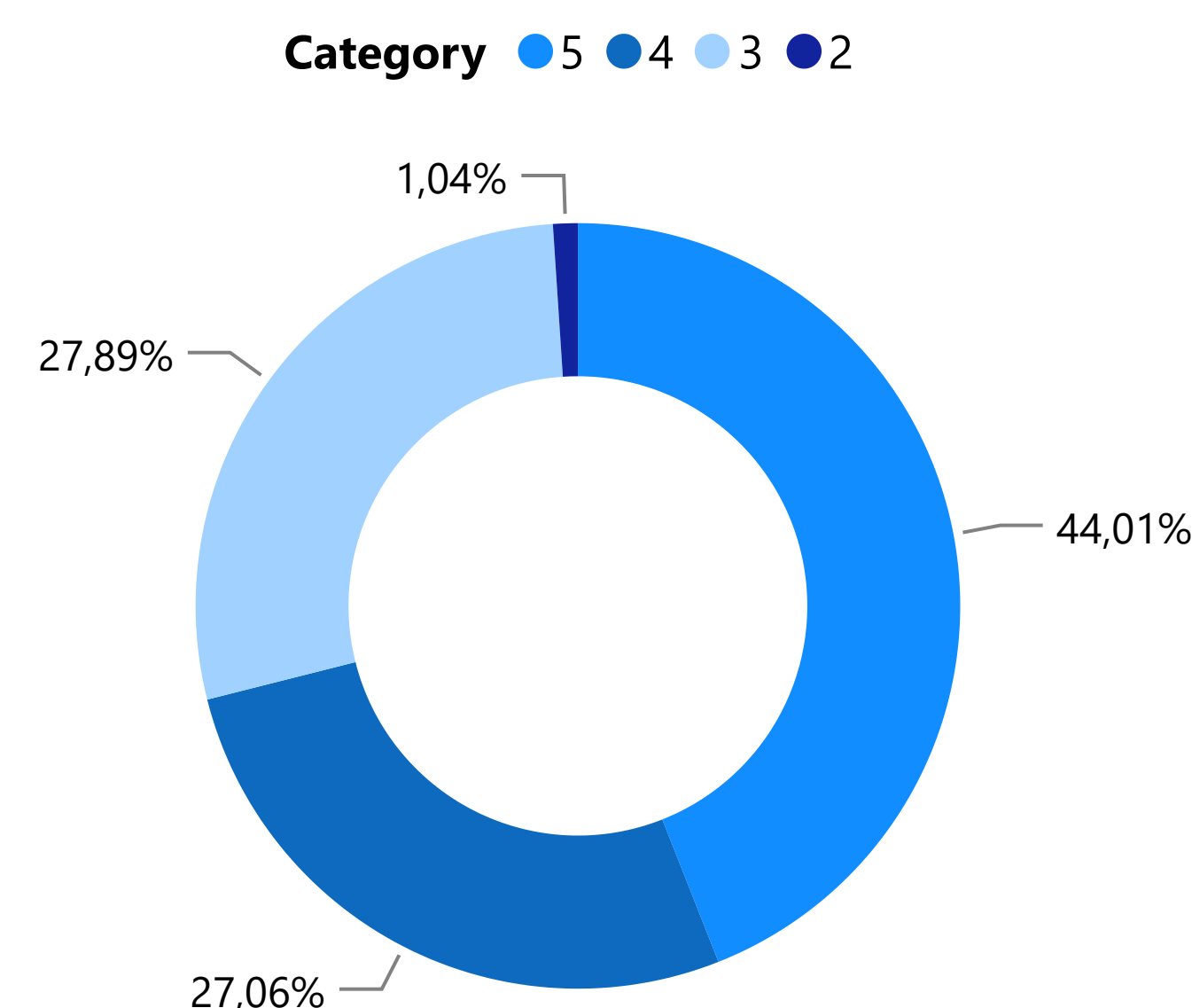
Top 10 Countries by Overnight Stays

Country	Month	Market Share	YTD	YTD Variation
Portugal	16.091	24,8%	44.045	165,4%
UK	6.906	10,6%	11.678	1963,3%
Germany	5.784	8,9%	10.083	1430,0%
USA	4.780	7,4%	7.258	1186,9%
Sweden	2.903	4,5%	4.173	2413,9%
Spain	2.656	4,1%	6.378	823,0%
France	2.606	4,0%	5.905	336,1%
Ireland	2.526	3,9%	3.787	3612,7%
Netherlands	1.950	3,0%	3.527	1672,4%
Brazil	1.906	2,9%	5.024	462,0%
Total Top 10	48.108	74,1%	101.858	367,4%

Overnight Stays | Category



Overnight Stays YTD | Category



Country Comparison

Country	Month	Market Share	YTD	YTD Variation
Foreign	48.867	75,2%	88.548	1013,7%
Portuguese	16.091	24,8%	44.045	165,4%
Total	64.958	100,0%	132.593	440,1%



Golf Rounds

March 19.359 (Vazio)
 2022 50.239
 508,4%

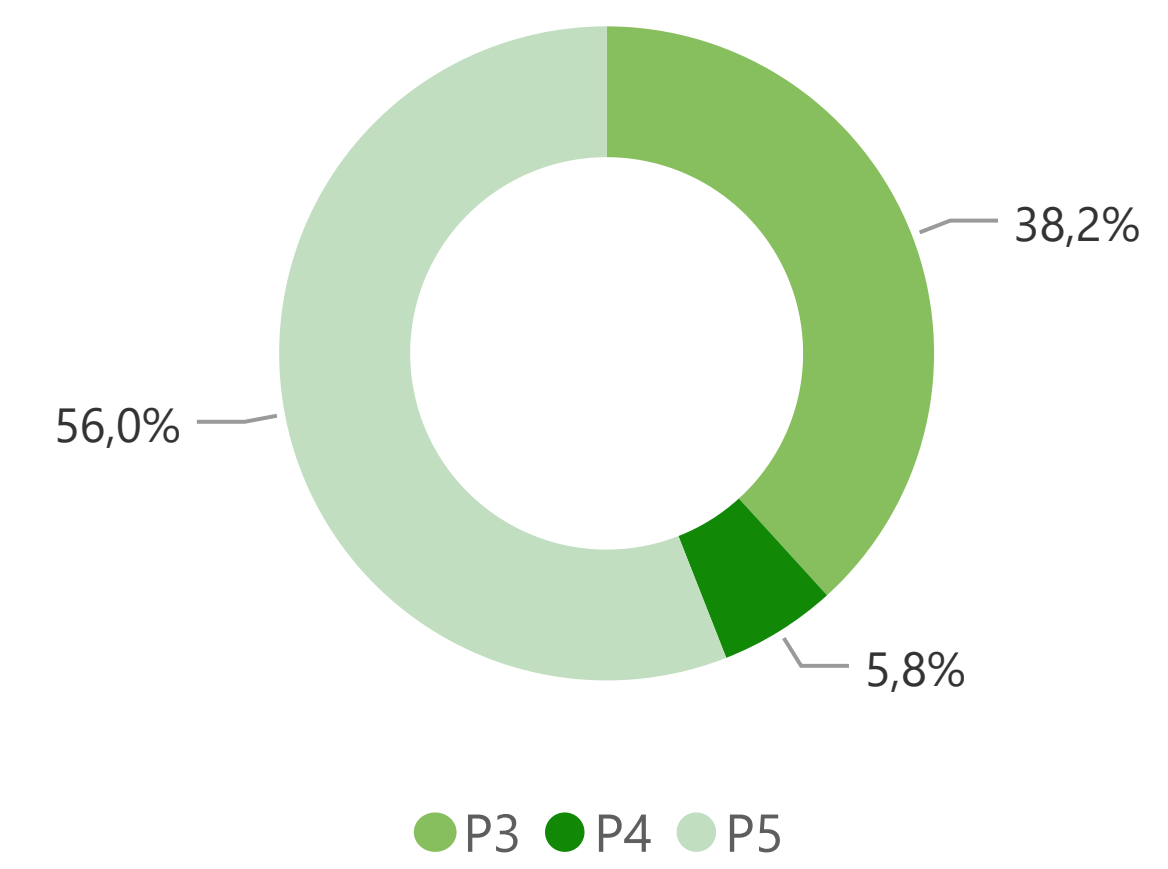
Passports

Passports 5 rounds		Passports 4 rounds		Passports 3 rounds	
March	2022	March	2022	March	2022
43 0,0%	51 0,0%	5 0,0%	11 0,0%	30 0,0%	53 0,0%
217 Rounds	253 Rounds	18 Rounds	44 Rounds	89 Rounds	158 Rounds

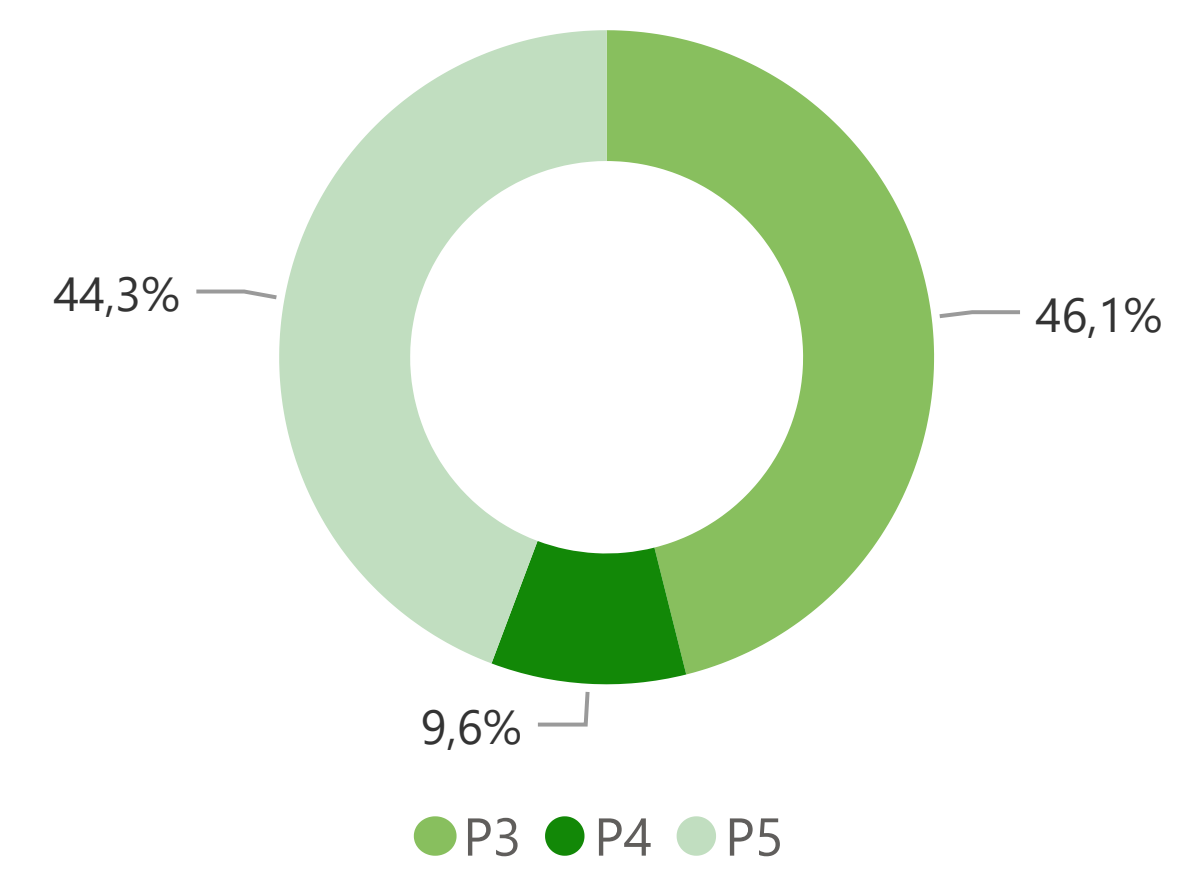
Top 10 Countries by Golf Rounds

Country	Month	Market Share	YTD	YTD Variation
Portugal Member	6.750	36,0%	24.031	320,7%
Portugal Non Member	2.840	15,2%	9.501	429,6%
UK	2.359	12,6%	3.309	3346,9%
Germany	1.672	8,9%	2.672	13260,0%
Sweden	1.124	6,0%	1.673	1718,5%
Finland	728	3,9%	839	27866,7%
Norway	491	2,6%	619	20533,3%
Switzerland	468	2,5%	727	12016,7%
France	445	2,4%	1.128	748,1%
Denmark	374	2,0%	635	63400,0%
Total Top 10	17.251	92,1%	45.134	474,2%

Passports | Current Month



Passports | YTD



Country	Month	Market Share	YTD	YTD Variation
Foreign	9.769	33,3%	16.707	2121,7%
Portuguese	9.590	66,7%	33.532	346,7%
Total	19.359	100,0%	50.239	508,4%

Cascais Visitor Center

Nationalities
 March 2.562 0,0%
 2022 4.981 4157,3%

Information Requests
 March 4.414 0,0%
 2022 8.466 4332,5%

Country	Month	Market Share	YTD	YTD Variation
USA	491	19,16%	779	15480,0%
UK	396	15,46%	665	3594,4%
France	306	11,94%	661	3572,2%
Spain	185	7,22%	408	2450,0%
Germany	239	9,33%	404	0,0%
Portugal	131	5,11%	358	894,4%
Brazil	84	3,28%	221	4320,0%
Belgium	59	2,30%	154	15300,0%
Ireland	101	3,94%	141	2720,0%
Netherlands	59	2,30%	141	0,0%
Total top 10	2.051	80,05%	3.932	3680,8%

Name	Month	Market Share	YTD	YTD Variation
Maps	995	0,3%	2.025	4118,8%
General Information	756	0,2%	1.440	3328,6%
City Parks	399	0,1%	766	8411,1%
Museums	400	0,1%	727	7977,8%
Transports	226	0,1%	417	3690,9%
Local Food Restaurants	187	0,0%	352	11633,3%
Public Services	178	0,0%	348	2385,7%
Shopping	171	0,0%	322	1300,0%
Downtown Walks	181	0,0%	299	7375,0%
Informations Sintra	155	0,0%	284	28300,0%
Total top 10	3.648	0,9%	6.980	4156,1%

