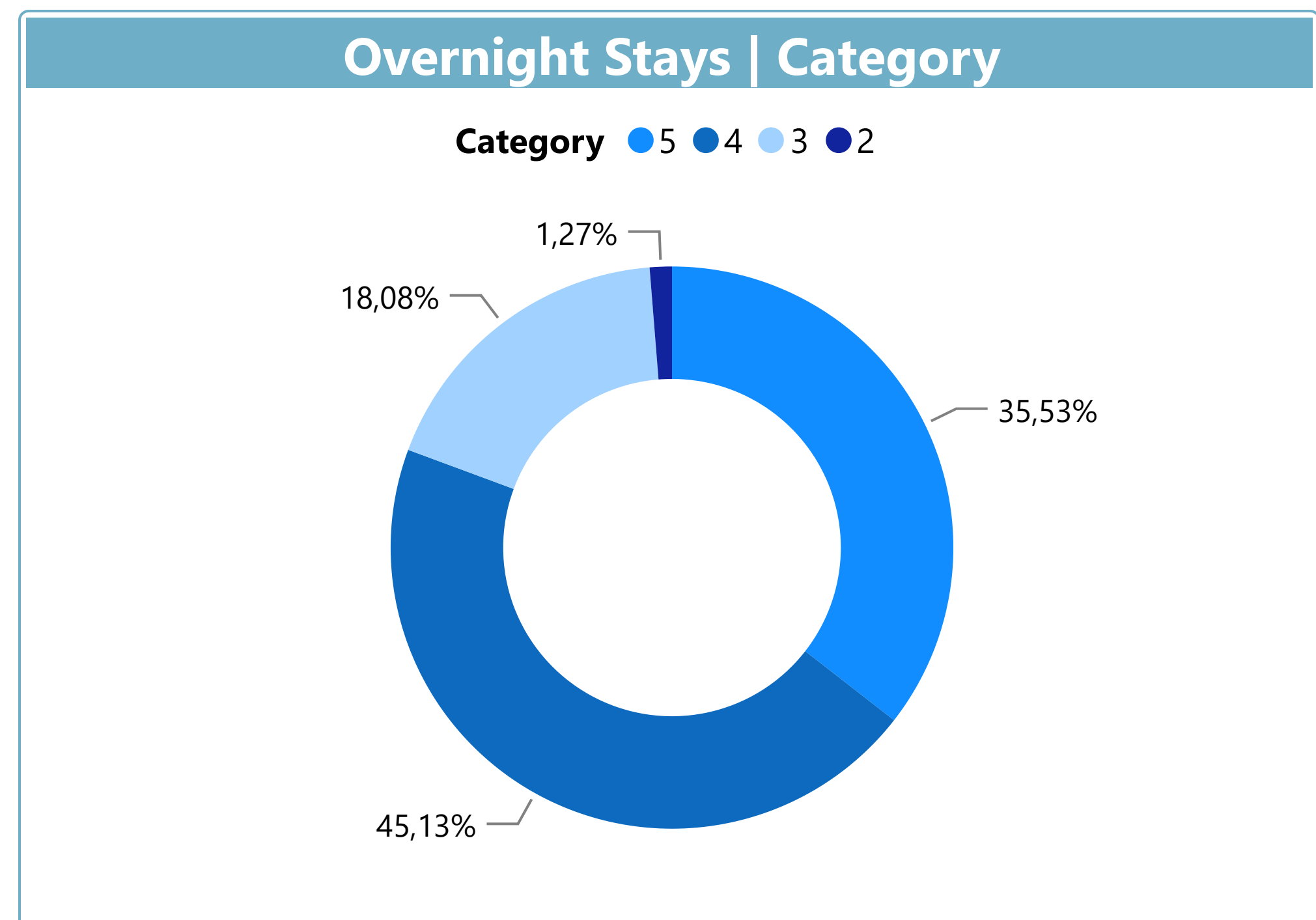
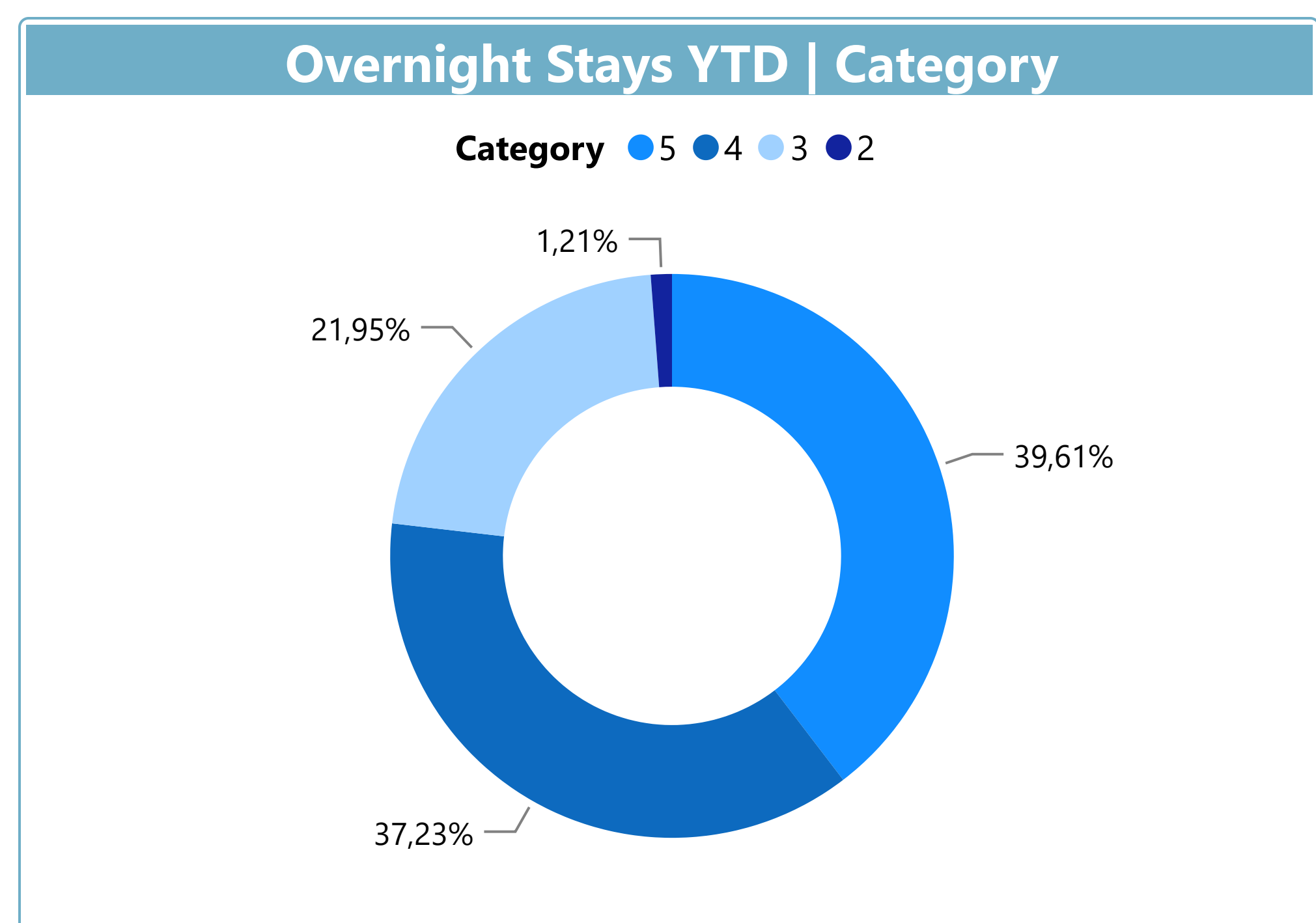


### Top 10 Countries by Overnight Stays

Country	Month	Market Share	YTD	YTD Variation
Portugal	19.180	18,5%	88.459	149,8%
UK	16.957	16,3%	40.628	1020,8%
France	8.326	8,0%	18.863	477,7%
Ireland	7.144	6,9%	15.899	3563,4%
Germany	6.806	6,6%	23.827	666,1%
USA	6.565	6,3%	20.587	1189,9%
Spain	5.693	5,5%	21.412	338,8%
Netherlands	5.398	5,2%	12.012	1488,9%
Brazil	2.960	2,9%	10.616	619,2%
Italy	2.672	2,6%	6.645	189,5%
<b>Total Top 10</b>	<b>81.701</b>	<b>78,7%</b>	<b>258.948</b>	<b>355,5%</b>



Country	Month	Market Share	YTD	YTD Variation
Foreign	84.633	81,5%	249.641	733,6%
Portuguese	19.180	18,5%	88.459	149,8%
<b>Total</b>	<b>103.813</b>	<b>100,0%</b>	<b>338.100</b>	<b>417,3%</b>



## Golf Rounds

May 2022

**24.764** **97.822**

67,9% **▲** 184,5% **▲**

Passports 5 rounds  
May 2022

**52** **136**

12850,0% **▲** 5130,8% **▲**

**259** **680**

Rounds Rounds

## Passports

Passports 4 rounds  
May 2022

**23** **36**

0,0% **▲** 0,0% **▲**

**92** **144**

Rounds Rounds

Passports 3 rounds  
May 2022

**77** **183**

641,9% **▲** 1270,0% **▲**

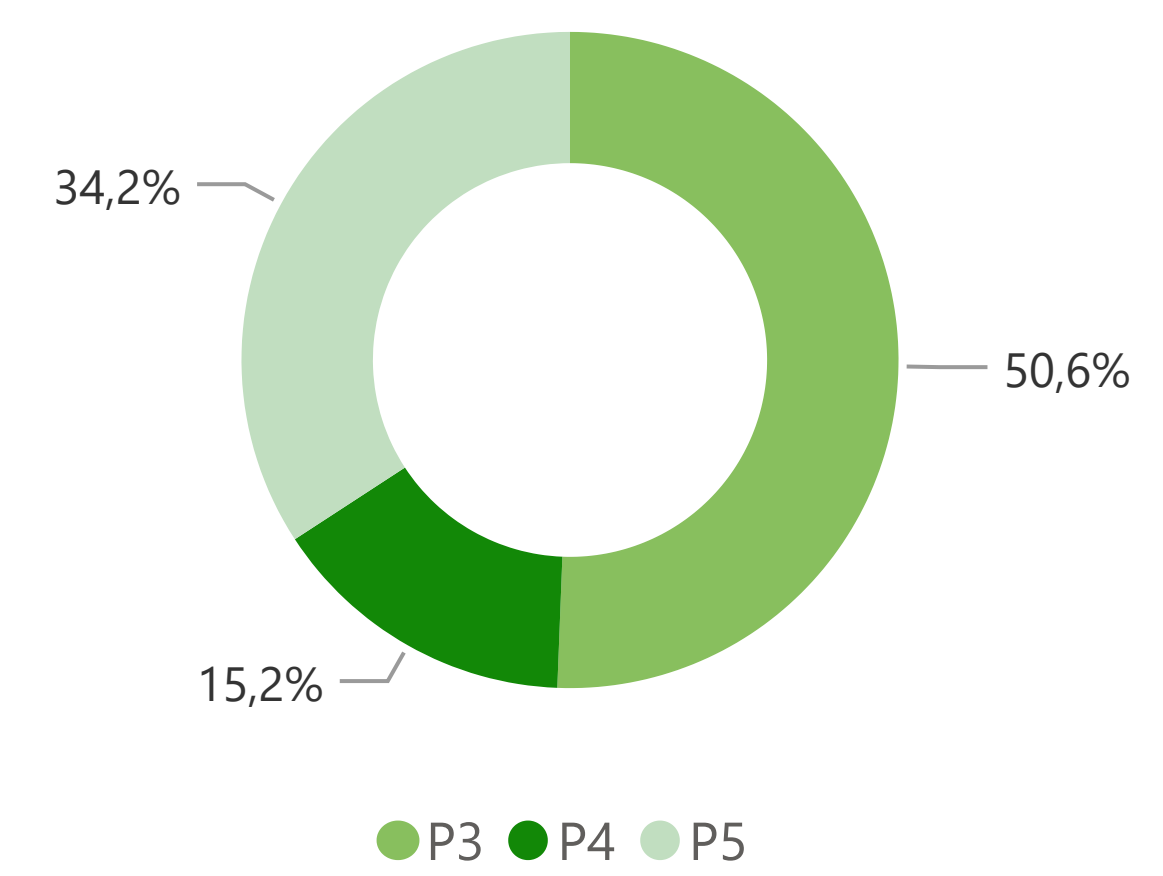
**230** **548**

Rounds Rounds

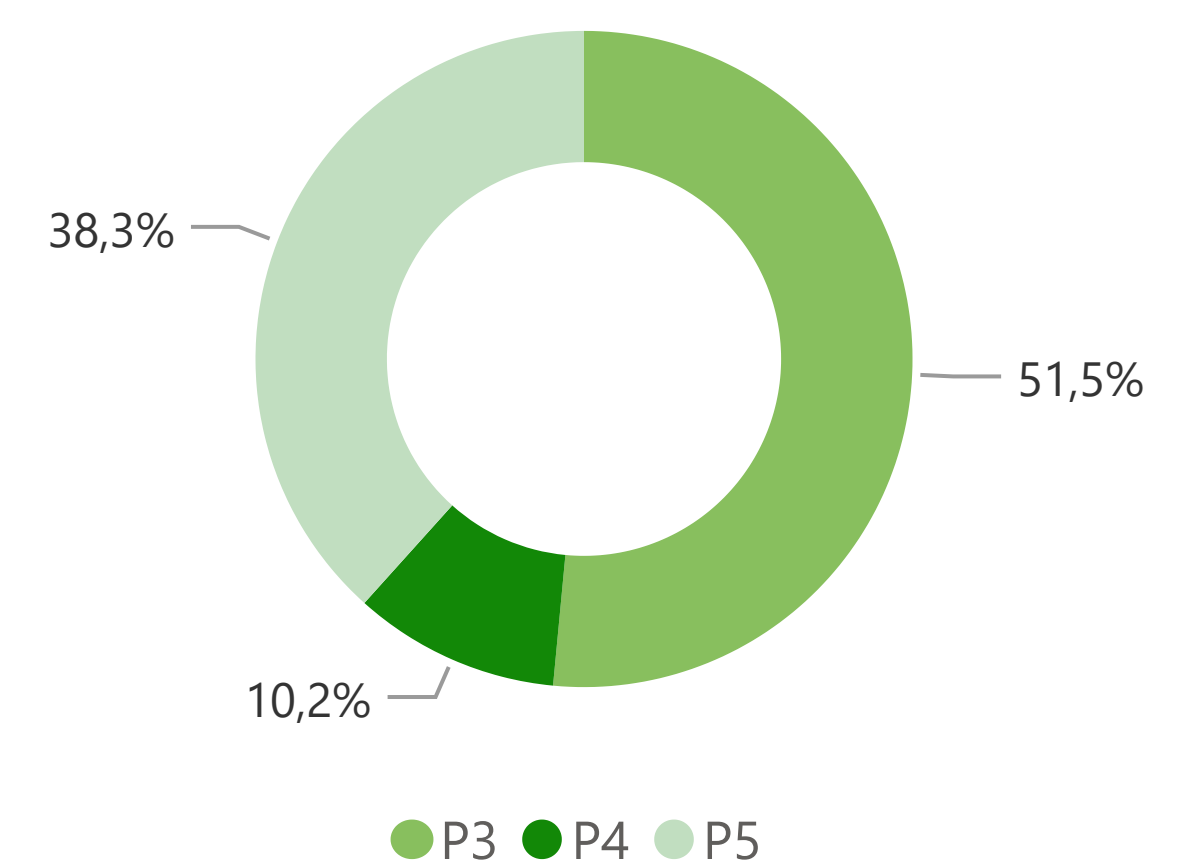
## Top 10 Countries by Golf Rounds

Country	Month	Market Share	YTD	YTD Variation
Portugal Member	7.552	31,9%	39.019	70,6%
Portugal Non Member	6.456	27,3%	21.285	208,0%
UK	4.804	20,3%	10.646	1284,4%
Germany	729	3,1%	4.491	1168,6%
France	642	2,7%	2.132	232,6%
Sweden	576	2,4%	3.438	454,5%
Spain	341	1,4%	981	250,4%
Switzerland	320	1,4%	1.433	1065,0%
Ireland	316	1,3%	1.119	1454,2%
USA	270	1,1%	709	239,2%
<b>Total Top 10</b>	<b>22.006</b>	<b>93,1%</b>	<b>85.253</b>	<b>159,5%</b>

## Passports | Current Month



## Passports | YTD



Country	Month	Market Share	YTD	YTD Variation
Portuguese	14.008	61,6%	60.304	102,5%
Foreign	10.756	38,4%	37.518	715,8%
<b>Total</b>	<b>24.764</b>	<b>100,0%</b>	<b>97.822</b>	<b>184,5%</b>

## Cascais Visitor Center

### Nationalities

May 2022

**5.179** **14.191**

749,0% **▲** 1364,5% **▲**

### Information Requests

May 2022

**8.220** **23.633**

809,3% **▲** 1525,4% **▲**

Country	Month	Market Share	YTD	YTD Variation
UK	1.087	20,99%	2.366	2857,5%
USA	949	18,32%	2.256	2554,1%
France	531	10,25%	1.626	1509,9%
Spain	377	7,28%	1.477	1746,3%
Germany	359	6,93%	1.048	1646,7%
Brazil	228	4,40%	634	1143,1%
Portugal	137	2,65%	631	150,4%
Ireland	203	3,92%	511	7200,0%
Netherlands	157	3,03%	460	4081,8%
Canada	151	2,92%	326	5333,3%
<b>Total top 10</b>	<b>4.179</b>	<b>80,69%</b>	<b>11.335</b>	<b>1446,4%</b>

Name	Month	Market Share	YTD	YTD Variation
Maps	2.024	0,5%	5.655	1497,5%
General Information	1.478	0,4%	4.111	1411,4%
City Parks	590	0,1%	1.952	3727,5%
Museums	539	0,1%	1.822	1740,4%
Transports	526	0,1%	1.313	2088,3%
Public Services	399	0,1%	1.085	1119,1%
Local Food Restaurants	340	0,1%	1.018	2162,2%
Informations Sintra	352	0,1%	901	1738,8%
Beaches	313	0,1%	849	1874,4%
Informations Lisbon	260	0,1%	707	1920,0%
<b>Total top 10</b>	<b>6.821</b>	<b>1,7%</b>	<b>19.413</b>	<b>1669,6%</b>

