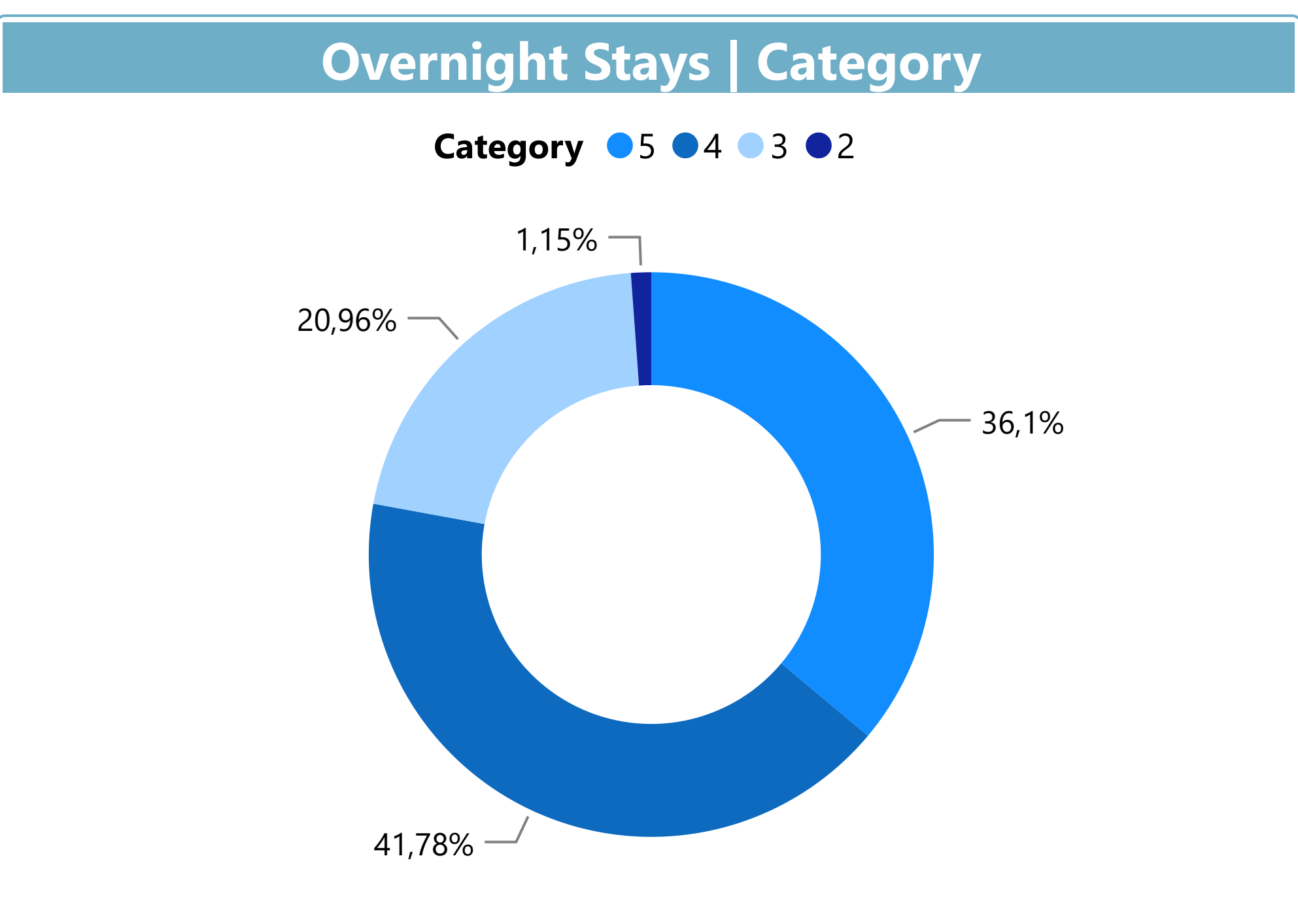
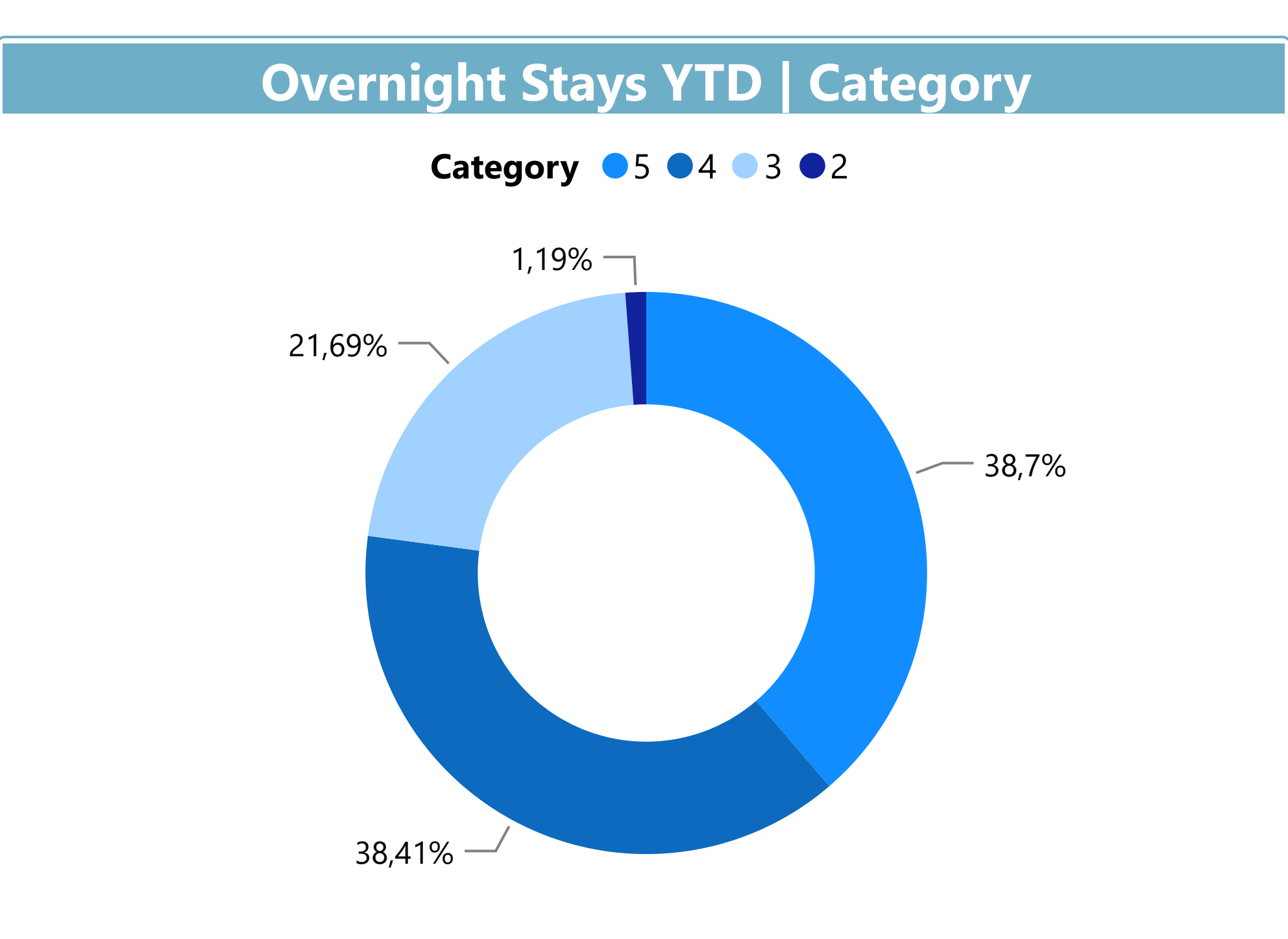


Top 10 Countries by Overnight Stays

Country	Month	Market Share	YTD	YTD Variation
Portugal	28.222	23,8%	116.681	133,4%
UK	15.631	13,2%	56.259	582,0%
USA	8.846	7,5%	29.433	670,7%
Ireland	8.503	7,2%	24.402	2436,6%
France	7.139	6,0%	26.002	349,4%
Germany	6.412	5,4%	30.239	426,6%
Spain	5.994	5,1%	27.406	194,3%
Netherlands	5.858	4,9%	17.870	683,8%
Brazil	3.429	2,9%	14.045	528,7%
Belgium	3.265	2,8%	10.721	292,4%
Total Top 10	93.299	78,7%	353.058	287,5%



Country	Month	Market Share	YTD	YTD Variation
Foreign	90.318	76,2%	339.959	490,6%
Portuguese	28.222	23,8%	116.681	133,4%
Total	118.540	100,0%	456.640	324,6%



These data refer to Cascais (destination/municipality) and are based on a sample of 28 units. Economic data collected and processed by the association ARHCESMO. The information processing system is provided by PowerBI.



Golf Rounds

June 2022

17.747 115.569

34,0% 142,7%

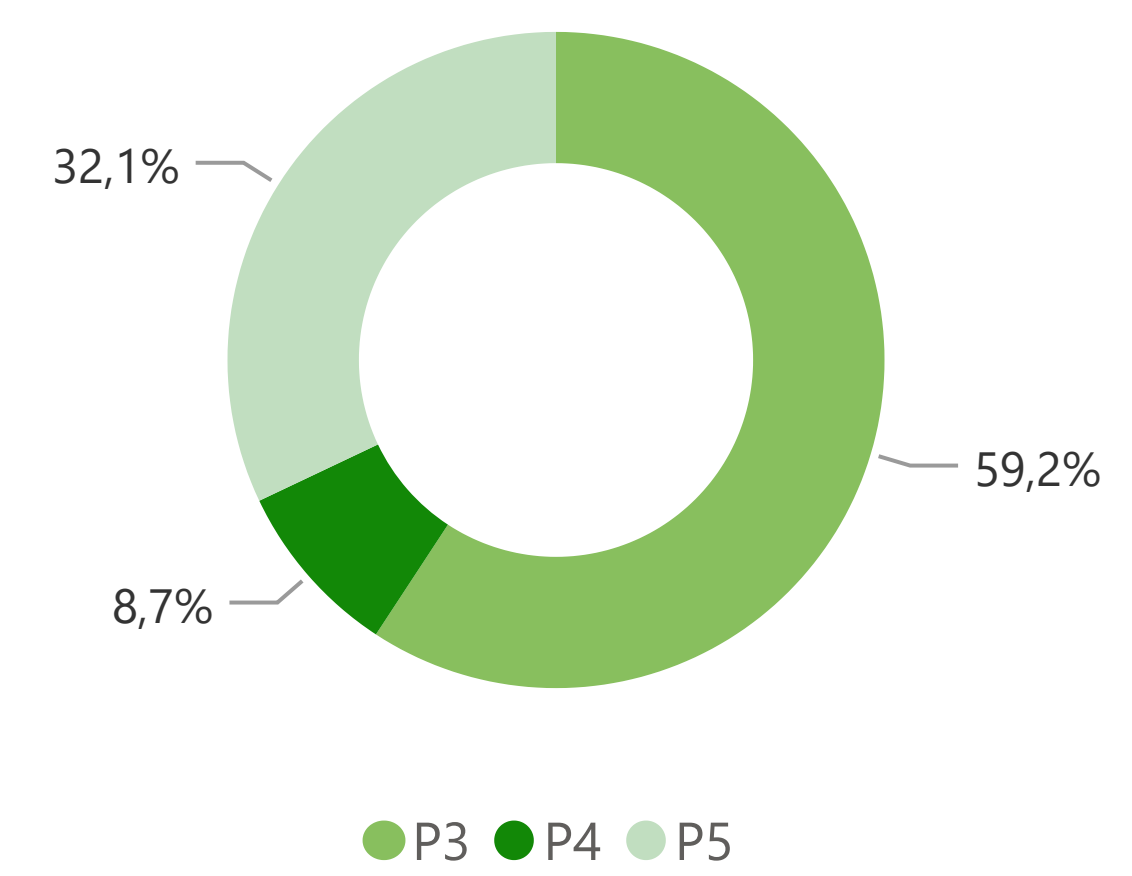
Passports

Passports 5 rounds		Passports 4 rounds		Passports 3 rounds	
June	2022	June	2022	June	2022
9	145	3	39	17	200
666,7% ▲	3721,1% ▲	233,3% ▲	5033,3% ▲	30,8% ▲	658,2% ▲
46 Rounds	726 Rounds	10 Rounds	154 Rounds	51 Rounds	599 Rounds

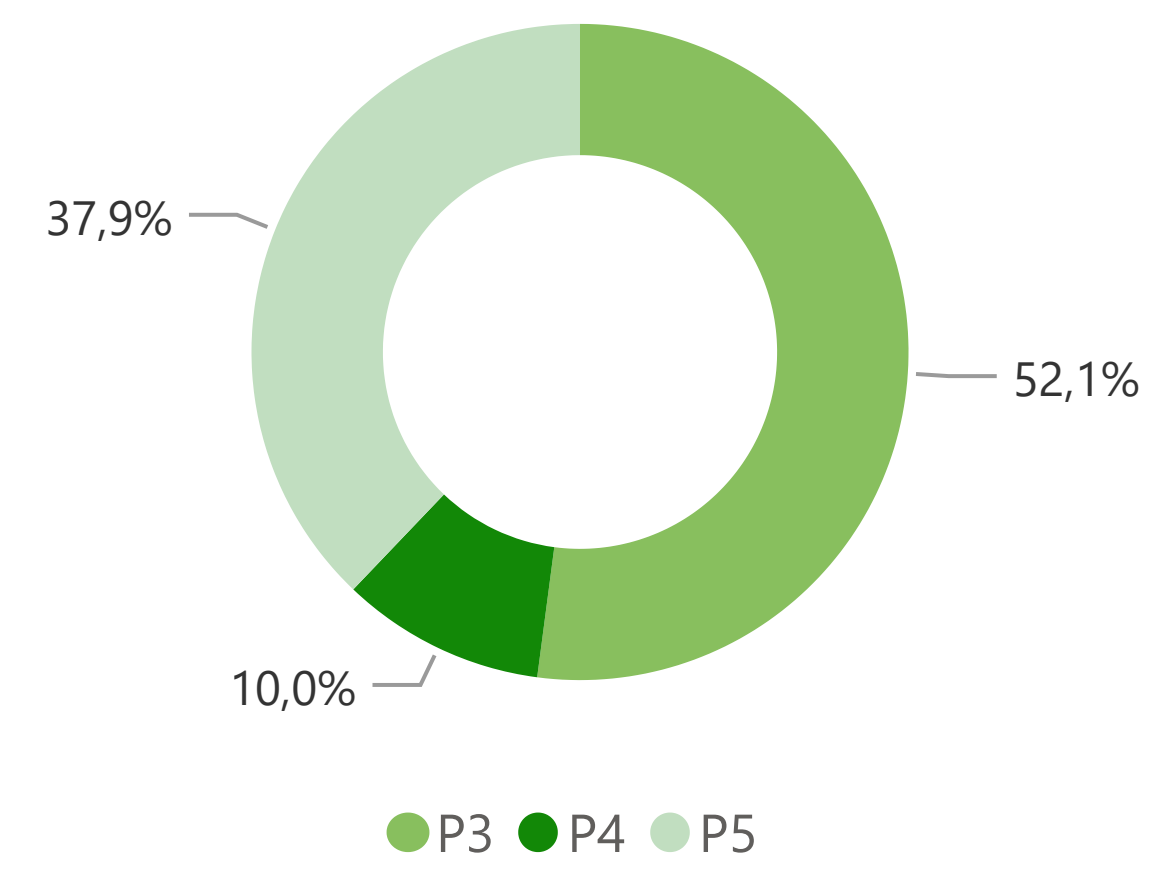
Top 10 Countries by Golf Rounds

Country	Month	Market Share	YTD	YTD Variation
Portugal Member	7.212	43,1%	46.231	51,4%
Portugal Non Member	4.139	24,8%	25.424	159,5%
UK	2.286	13,7%	12.932	894,0%
France	433	2,6%	2.565	156,8%
Germany	372	2,2%	4.863	655,1%
Spain	301	1,8%	1.282	163,2%
Sweden	286	1,7%	3.724	362,6%
Netherlands	257	1,5%	1.353	232,4%
USA	244	1,5%	953	204,5%
China	196	1,2%	886	96,5%
Total Top 10	15.726	94,1%	100.213	119,1%

Passports | Current Month



Passports | YTD



Country Breakdown

Country	Month	Market Share	YTD	YTD Variation
Portuguese	11.351	62,0%	71.655	77,6%
Foreign	6.396	38,0%	43.914	502,5%
Total	17.747	100,0%	115.569	142,7%

Cascais Visitor Center

Nationalities

June 2022

5.317 19.508

375,2% 834,3%

Information Requests

June 2022

6.838 30.471

341,4% 914,7%

Top 10 Countries by Nationalities

Country	Month	Market Share	YTD	YTD Variation
UK	1.226	23,06%	3.592	1015,5%
USA	1.122	21,10%	3.378	2383,8%
France	461	8,67%	2.087	758,8%
Spain	532	10,01%	2.009	769,7%
Germany	264	4,97%	1.312	667,3%
Brazil	237	4,46%	871	878,7%
Portugal	237	4,46%	868	115,9%
Ireland	178	3,35%	689	4821,4%
Italy	198	3,72%	531	756,5%
Canada	182	3,42%	508	7157,1%
Total top 10	4.637	87,21%	15.845	844,8%

Top 10 Information Requests

Name	Month	Market Share	YTD	YTD Variation
Maps	1.715	0,4%	7.370	806,5%
General Information	1.084	0,3%	5.195	885,8%
City Parks	384	0,1%	2.336	1298,8%
Museums	458	0,1%	2.280	870,2%
Transports	458	0,1%	1.771	1272,9%
Public Services	360	0,1%	1.445	707,3%
Local Food Restaurants	238	0,1%	1.256	1236,2%
Informations Sintra	343	0,1%	1.244	1096,2%
Beaches	249	0,1%	1.098	1326,0%
Informations Lisbon	258	0,1%	965	1508,3%
Total top 10	5.547	1,4%	24.960	946,5%

