

Average Price per Room

July

2022

182,0 €

127,8 €

35,35%

21,1%

REVPAR

July

2022

147,1 €

79,2 €

191,94%

174,5%

Occupancy Rate (Variations in PP)

July

2022

80,8%

62,0%

43,4

34,6

264,0 € ▲ ★★★★★ ▲ 194,1 € ▲
25,83% ▲ 8,8%

134,7 € ▲ ★★★★★ ▲ 96,6 € ▲
19,31% ▲ 18,8%

111,0 € ▲ ★★★ ▲ 73,5 € ▲
38,39% ▲ 18,7%

202,1 € ▲ ★★★★★ ▲ 112,9 € ▲
239,37% ▲ 202,2%

110,1 € ▲ ★★★★★ ▲ 59,0 € ▲
182,69% ▲ 171,4%

104,5 € ▲ ★★★ ▲ 56,5 € ▲
95,53% ▲ 128,5%

76,6% ▲ ★★★★★ ▲ 58,2% ▲
48,2 ▲ 37,2

81,7% ▲ ★★★★★ ▲ 61,1% ▲
47,2 ▲ 34,4

94,2% ▲ ★★★ ▲ 76,9% ▲
27,5 ▲ 37,0

Overnight Stays

131.459

588.099

187,3%

283,6%

Guests

45.615

234.772

184,5%

289,7%

Average Stay

2,9

2,50

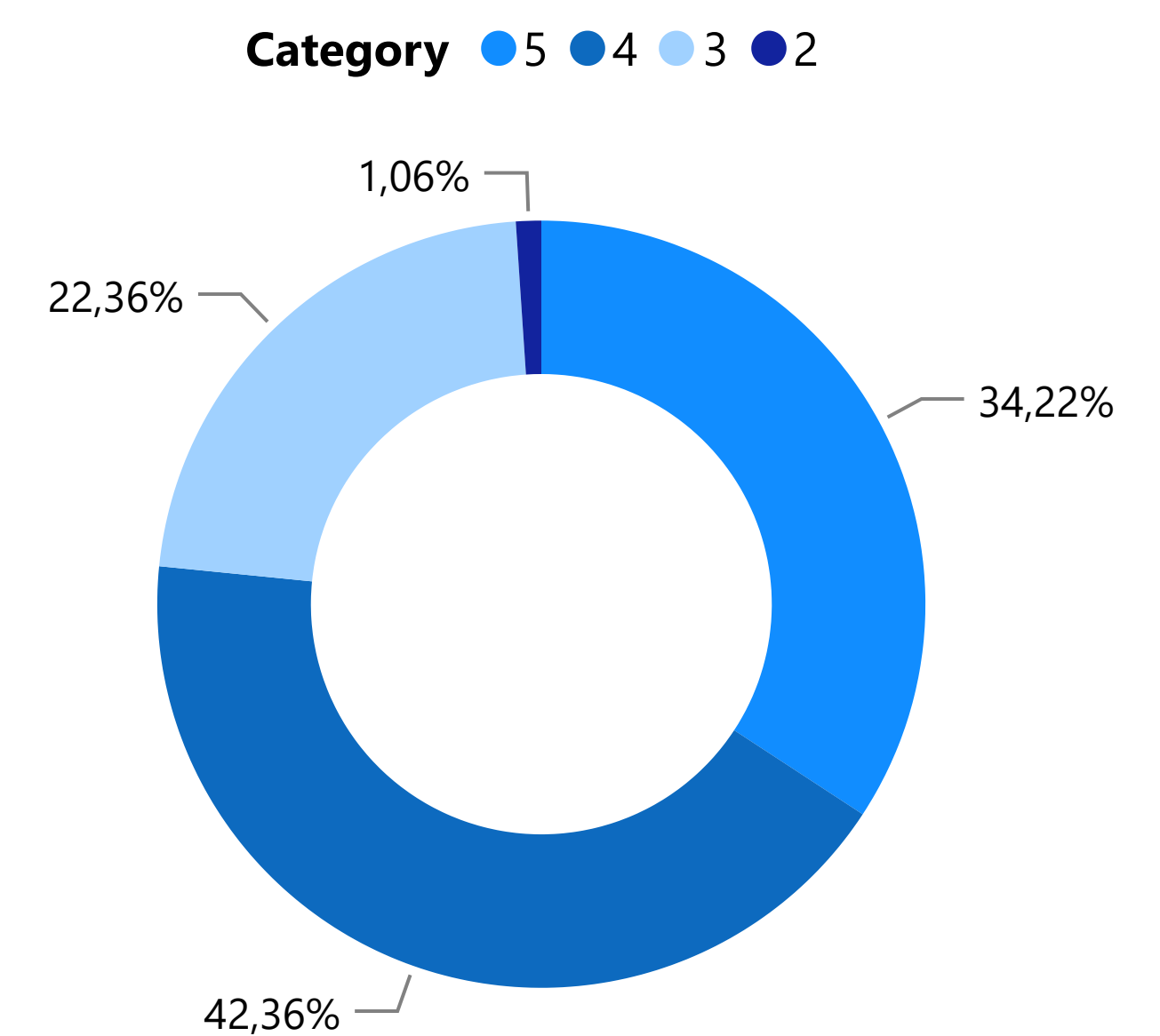
1,0%

-1,6%

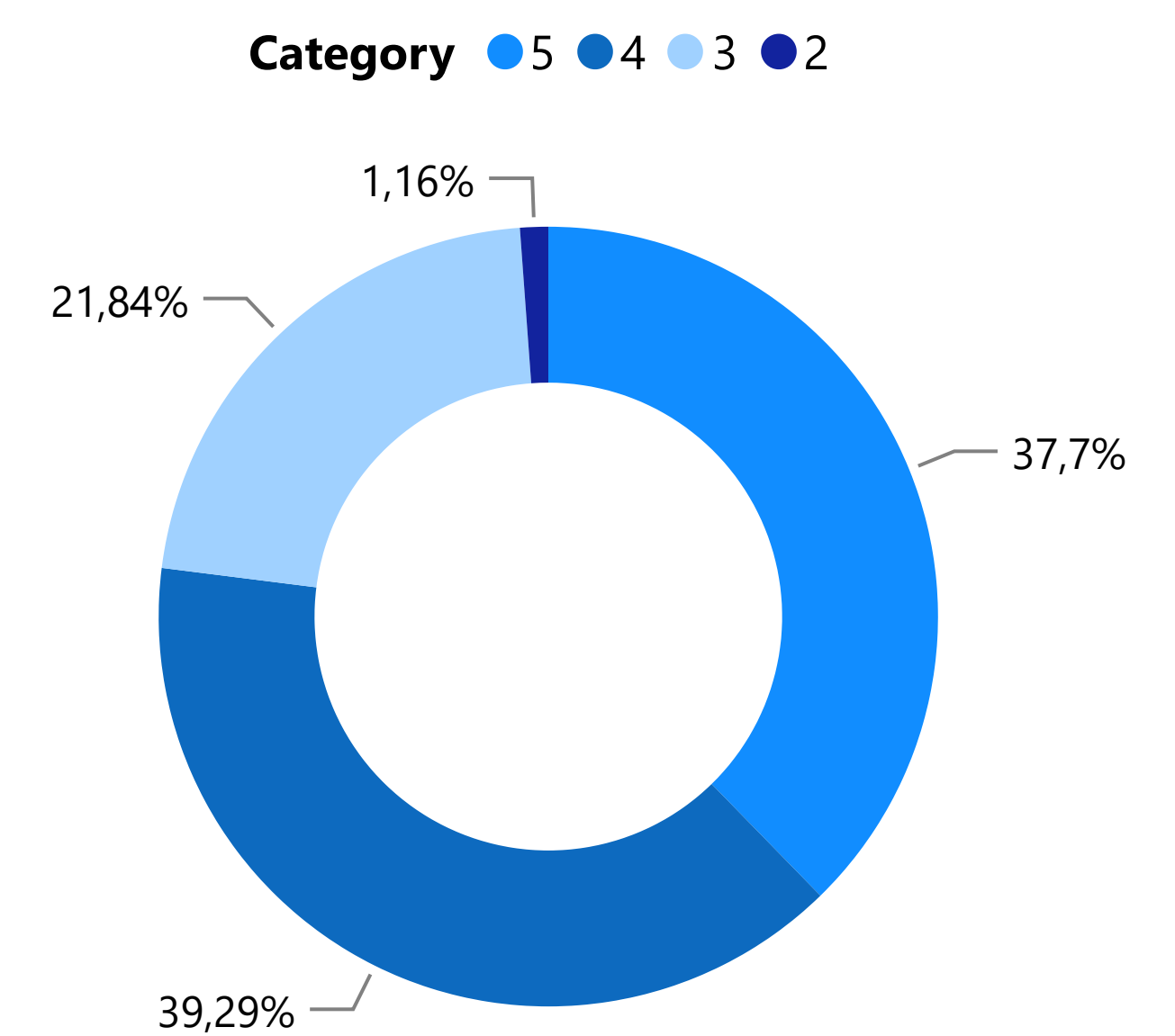
Top 10 Countries by Overnight Stays

Country	Month	Market Share	YTD	YTD Variation
Portugal	31.019	23,6%	147.700	128,9%
UK	14.699	11,2%	70.958	534,6%
Spain	12.530	9,5%	39.936	161,5%
Ireland	10.225	7,8%	34.627	1825,9%
USA	10.049	7,6%	39.482	459,6%
Germany	5.504	4,2%	35.743	406,4%
France	5.359	4,1%	31.361	222,7%
Netherlands	5.247	4,0%	23.117	516,1%
Belgium	4.621	3,5%	15.342	205,2%
Brazil	4.458	3,4%	18.503	467,9%
Total Top 10	103.711	78,9%	456.769	255,1%

Overnight Stays | Category



Overnight Stays YTD | Category



Country | Month | Market Share | YTD | YTD Variation

Country	Month	Market Share	YTD	YTD Variation
Foreign	100.440	76,4%	440.399	396,1%
Portuguese	31.019	23,6%	147.700	128,9%
Total	131.459	100,0%	588.099	283,6%



Golf Rounds

July 2022

15.002 **130.571**

13,4% **▲** 114,6% **▲**

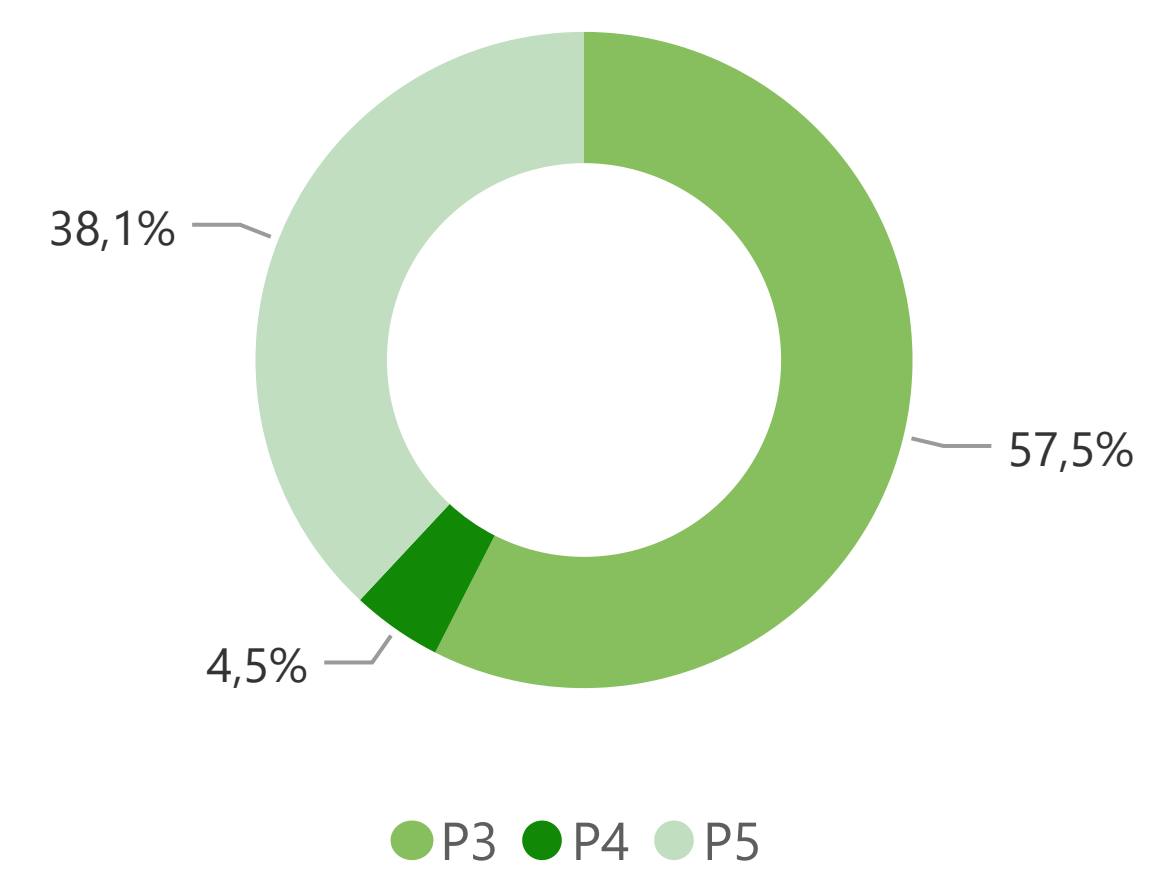
Passports

Passports 5 rounds		Passports 4 rounds		Passports 3 rounds	
July	2022	July	2022	July	2022
6	152	1	39	10	209
0,0% ▲	3889,5% ▲	0,0% ▲	5133,3% ▲	11,5% ▲	498,1% ▲
32 Rounds	758 Rounds	3 Rounds	157 Rounds	29 Rounds	628 Rounds

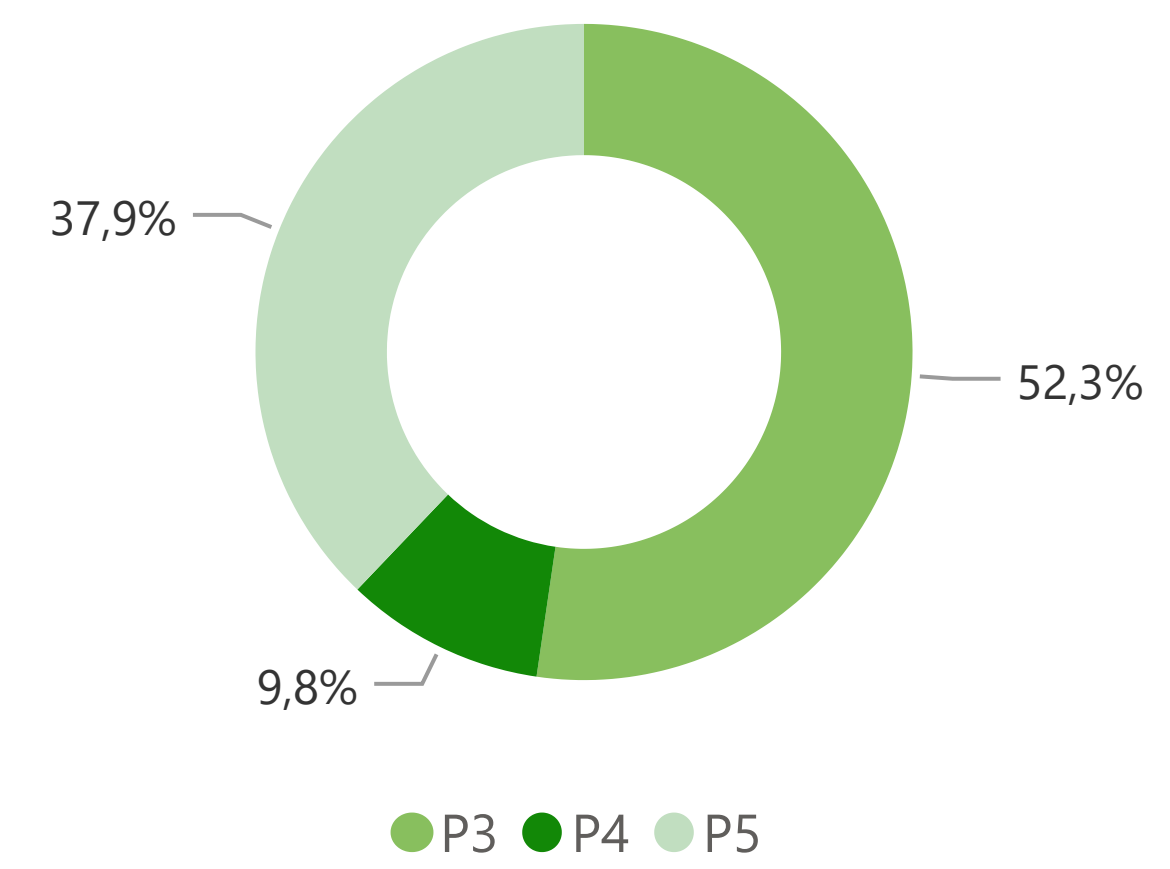
Top 10 Countries by Golf Rounds

Country	Month	Market Share	YTD	YTD Variation
Portugal Member	6.463	45,7%	52.694	40,8%
Portugal Non Member	4.272	30,2%	29.696	114,2%
UK	1.160	8,2%	14.092	749,9%
France	383	2,7%	2.948	121,8%
Spain	275	1,9%	1.557	109,8%
Germany	240	1,7%	5.103	523,1%
USA	218	1,5%	1.171	195,0%
Netherlands	157	1,1%	1.510	181,2%
Sweden	150	1,1%	3.874	296,9%
Norway	131	0,9%	1.393	1381,9%
Total Top 10	13.449	95,0%	114.038	97,1%

Passports | Current Month



Passports | YTD



Country	Month	Market Share	YTD	YTD Variation
Portuguese	10.735	63,1%	82.390	60,6%
Foreign	4.267	36,9%	48.181	404,2%
Total	15.002	100,0%	130.571	114,6%

Cascais Visitor Center

Nationalities

July 2022

6.870 **26.378**

444,4% **▲** 687,4% **▲**

Information Requests

July 2022

7.964 **38.435**

371,2% **▲** 719,0% **▲**

Country	Month	Market Share	YTD	YTD Variation
UK	962	14,00%	4.554	954,2%
USA	1.136	16,54%	4.514	1430,2%
Spain	1.461	21,27%	3.470	564,8%
France	682	9,93%	2.769	480,5%
Germany	271	3,94%	1.583	585,3%
Brazil	318	4,63%	1.189	890,8%
Portugal	220	3,20%	1.088	123,0%
Italy	283	4,12%	814	584,0%
Canada	213	3,10%	721	4406,3%
Belgium	212	3,09%	679	410,5%
Total top 10	5.758	83,81%	21.381	654,7%

Name	Month	Market Share	YTD	YTD Variation
Maps	2.229	0,5%	9.599	620,6%
General Information	1.508	0,4%	6.703	718,4%
Museums	506	0,1%	2.786	657,1%
City Parks	395	0,1%	2.731	882,4%
Transports	500	0,1%	2.271	1058,7%
Public Services	395	0,1%	1.840	648,0%
Informations Sintra	347	0,1%	1.591	907,0%
Local Food Restaurants	299	0,1%	1.555	950,7%
Beaches	410	0,1%	1.508	860,5%
Informations Lisbon	240	0,1%	1.205	1105,0%
Total top 10	6.829	1,6%	31.789	736,1%

