



Average Price per Room




REVPAR



Occupancy Rate (Variations in PP)



Overnight Stays



Guests



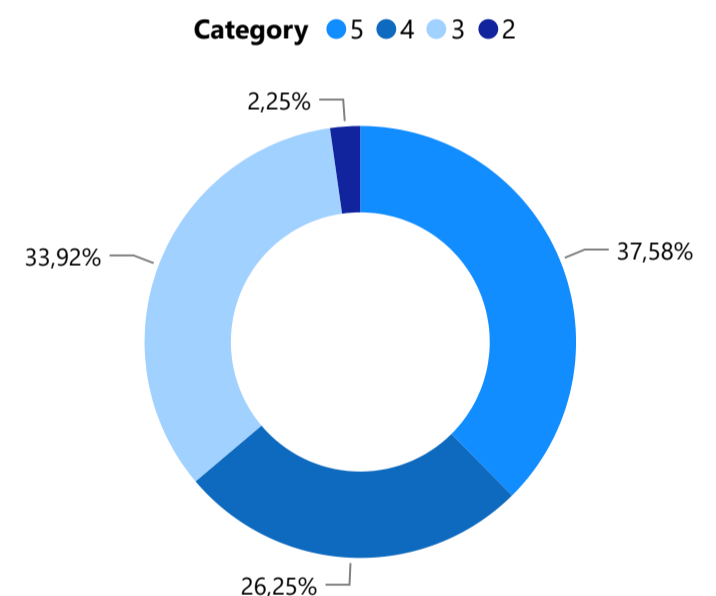
Average Stay



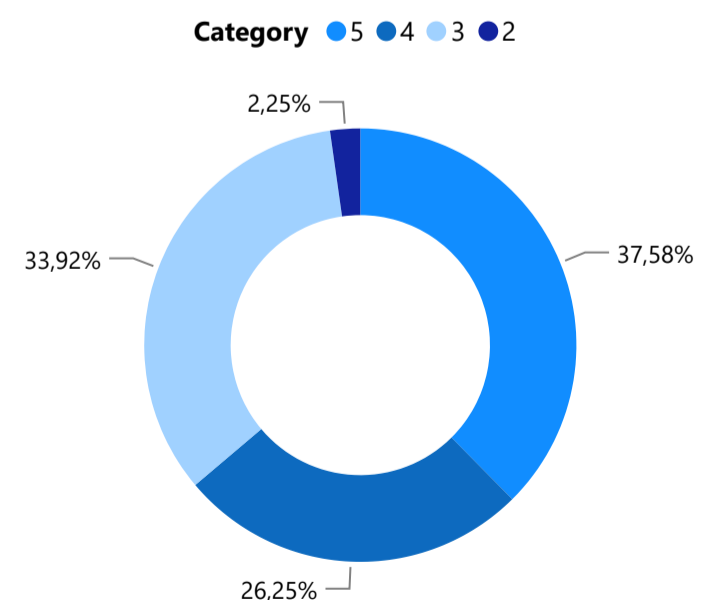
Top 10 Countries by Overnight Stays

Country	Month	Market Share	YTD	YTD Variation
Portugal	12.780	46,1%	12.780	110,3%
Brazil	1.843	6,6%	1.843	458,5%
Germany	1.731	6,2%	1.731	266,0%
Spain	1.517	5,5%	1.517	386,2%
UK	1.196	4,3%	1.196	284,6%
France	1.052	3,8%	1.052	45,7%
USA	1.050	3,8%	1.050	227,1%
Netherlands	633	2,3%	633	508,7%
Italy	493	1,8%	493	61,6%
Belgium	491	1,8%	491	168,3%
Total Top 10	22.786	82,1%	22.786	149,4%

Overnight Stays | Category



Overnight Stays YTD | Category



Country

Country	Month	Market Share	YTD	YTD Variation
Foreign	14.970	53,9%	14.970	249,8%
Portuguese	12.780	46,1%	12.780	110,3%
Total	27.750	100,0%	27.750	167,9%



Golf Rounds

January

2022

14.109

14.109

70,9% ▲

▲ 70,9%

Passports

Passports 5 rounds
January 2022

3
0,0% ▲ ▲ 3
0,0%

15
Rounds

Passports 4 rounds
January 2022

1
0,0% ▲ ▲ 1
0,0%

2
Rounds

Passports 3 rounds
January 2022

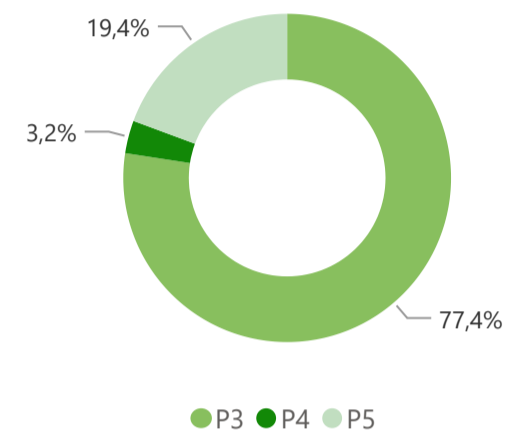
12
0,0% ▲ ▲ 12
0,0%

36
Rounds

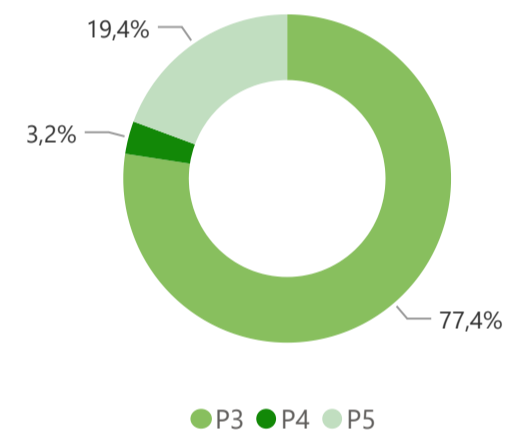
Top 10 Countries by Golf Rounds

Country	Month	Market Share	YTD	YTD Variation
Portugal Member	8.503	61,7%	8.503	48,9%
Portugal Non Member	3.106	22,5%	3.106	73,1%
France	331	2,4%	331	148,9%
Germany	310	2,3%	310	1450,0%
UK	254	1,8%	254	164,6%
Sweden	220	1,6%	220	139,1%
China	136	1,0%	136	36,0%
Netherlands	136	1,0%	136	547,6%
Spain	130	0,9%	130	465,2%
Denmark	114	0,8%	114	11300,0%
Total Top 10	13.240	96,1%	13.240	65,7%

Passports | Current Month



Passports | YTD



Country Breakdown

Country	Month	Market Share	YTD	YTD Variation
Portuguese	11.609	82,3%	11.609	54,7%
Foreign	2.500	17,7%	2.500	232,4%
Total	14.109	100,0%	14.109	70,9%

Cascais Visitor Center

Nationalities

January

765

553,8% ▲

2022

765

553,8% ▲

Information Requests

January

1.189

522,5% ▲

2022

1.189

522,5% ▲

Top 10 Nationalities

Country	Month	Market Share	YTD	YTD Variation
USA	116	15,16%	116	2220,0%
Brazil	92	12,03%	92	1740,0%
Portugal	82	10,72%	82	127,8%
Spain	82	10,72%	82	412,5%
France	77	10,07%	77	327,8%
UK	56	7,32%	56	211,1%
Germany	50	6,54%	50	0,0%
Italy	40	5,23%	40	0,0%
Belgium	22	2,88%	22	2100,0%
Netherlands	18	2,35%	18	0,0%
Total top 10	635	83,01%	635	541,4%

Top 10 Information Requests

Name	Month	Market Share	YTD	YTD Variation
Maps	319	0,1%	319	564,6%
General Information	222	0,1%	222	428,6%
City Parks	111	0,0%	111	1133,3%
Museums	107	0,0%	107	1088,9%
Public Services	68	0,0%	68	385,7%
Transports	57	0,0%	57	418,2%
Shopping	40	0,0%	40	73,9%
Local Food Restaurants	37	0,0%	37	1133,3%
Informations Sintra	33	0,0%	33	3200,0%
Local Market	33	0,0%	33	0,0%
Total top 10	1.027	0,3%	1.027	541,9%

