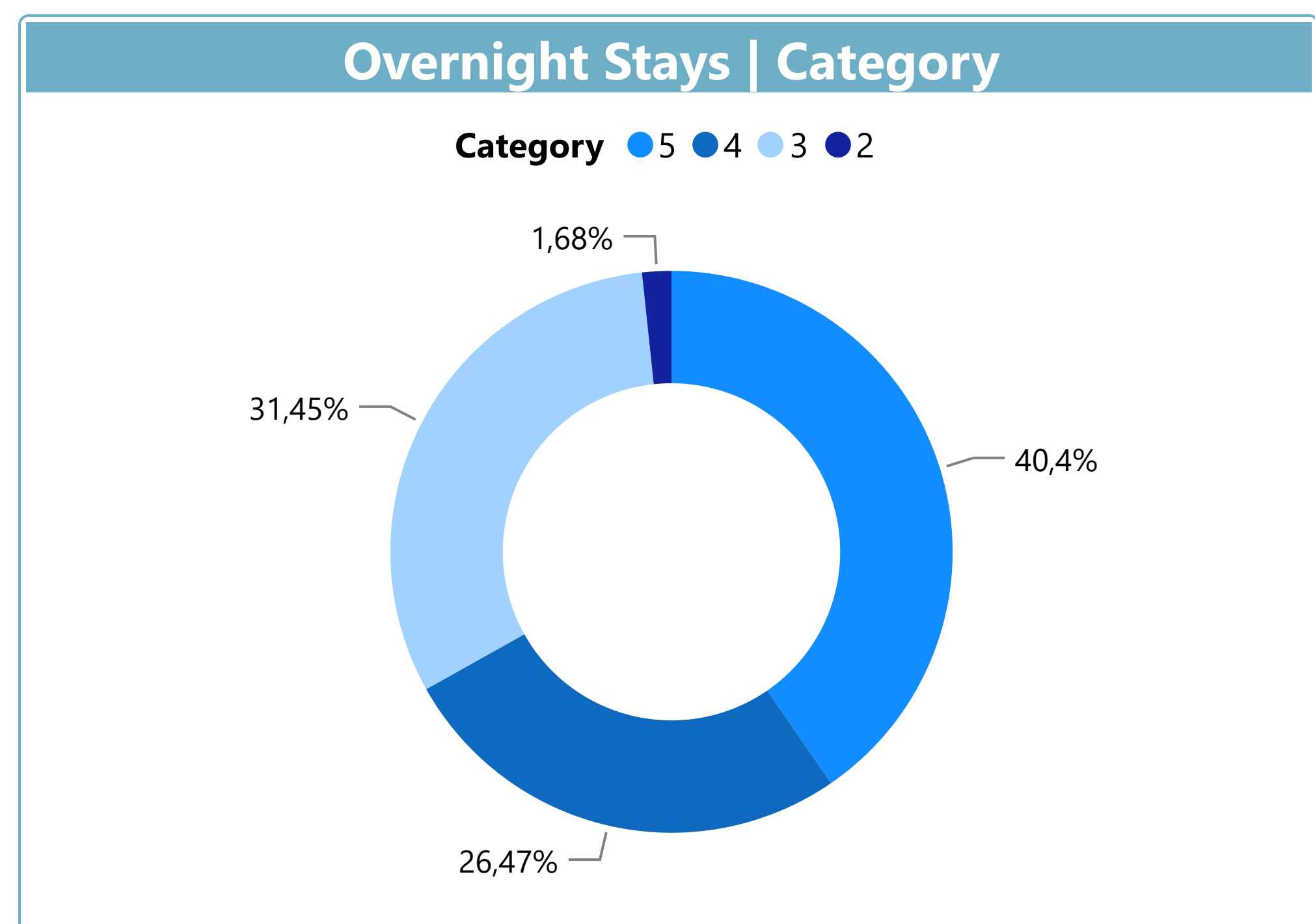
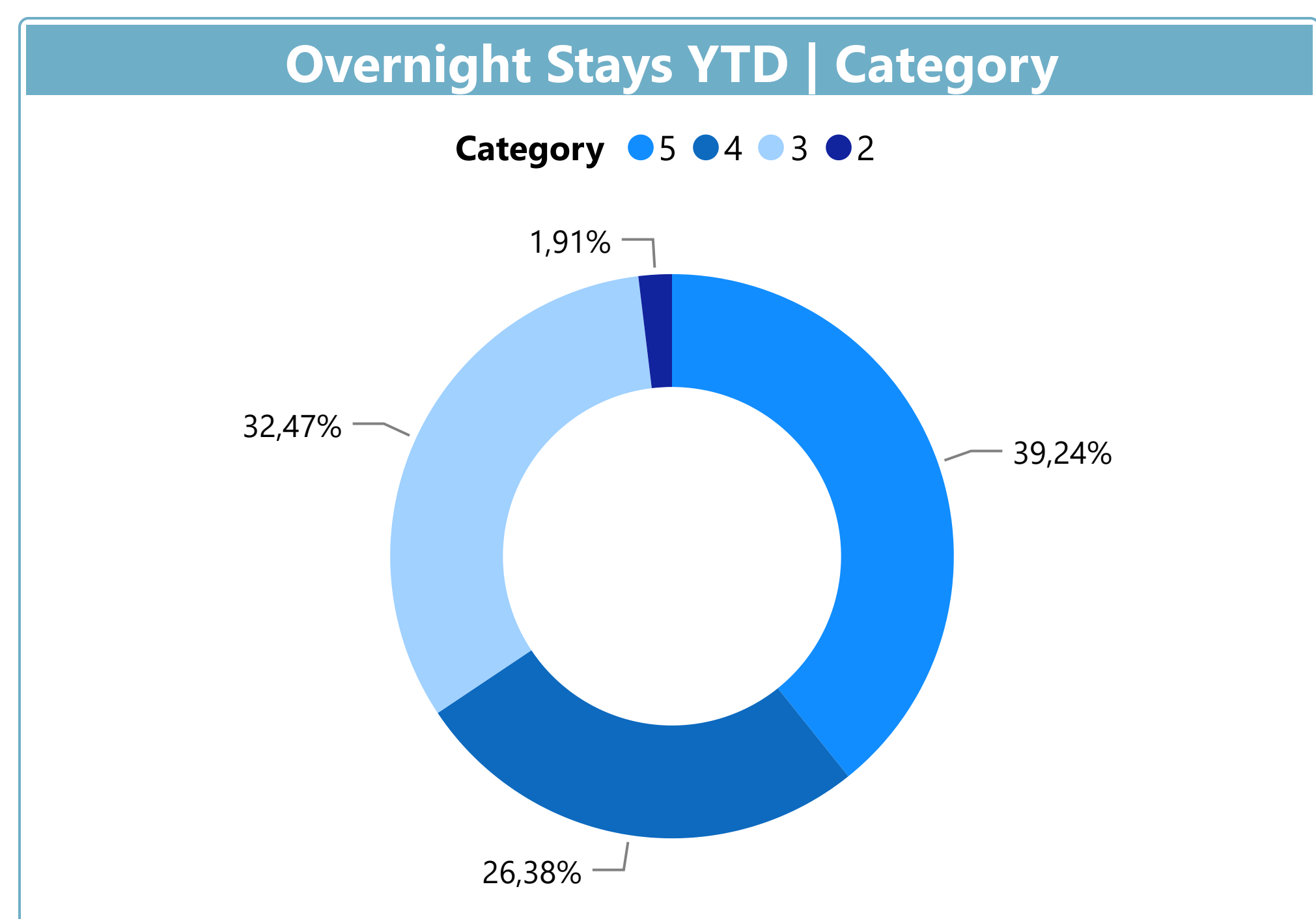


### Top 10 Countries by Overnight Stays

Country	Month	Market Share	YTD	YTD Variation
Portugal	15.174	38,0%	27.954	158,9%
UK	3.576	9,0%	4.772	921,8%
Germany	2.568	6,4%	4.299	694,6%
France	2.247	5,6%	3.299	245,4%
Spain	2.205	5,5%	3.722	887,3%
USA	1.428	3,6%	2.478	502,9%
Norway	1.290	3,2%	1.422	28340,0%
Brazil	1.275	3,2%	3.118	489,4%
Ireland	1.002	2,5%	1.261	1333,0%
Netherlands	944	2,4%	1.577	1259,5%
<b>Total Top 10</b>	<b>31.709</b>	<b>79,5%</b>	<b>53.902</b>	<b>277,3%</b>



Country	Month	Market Share	YTD	YTD Variation
Foreign	24.711	62,0%	39.681	598,9%
Portuguese	15.174	38,0%	27.954	158,9%
<b>Total</b>	<b>39.885</b>	<b>100,0%</b>	<b>67.635</b>	<b>310,5%</b>



## Golf Rounds

February

2022

16.771

30.880

(Vazio) ▲

▲ 273,9%

## Passports

Passports 5 rounds  
February

2022

4

0,0% ▲

7

▲ 0,0%

21  
Rounds

36  
Rounds

Passports 4 rounds  
February

2022

6

0,0% ▲

7

▲ 0,0%

24  
Rounds

26  
Rounds

Passports 3 rounds  
February

2022

11

0,0% ▲

23

▲ 0,0%

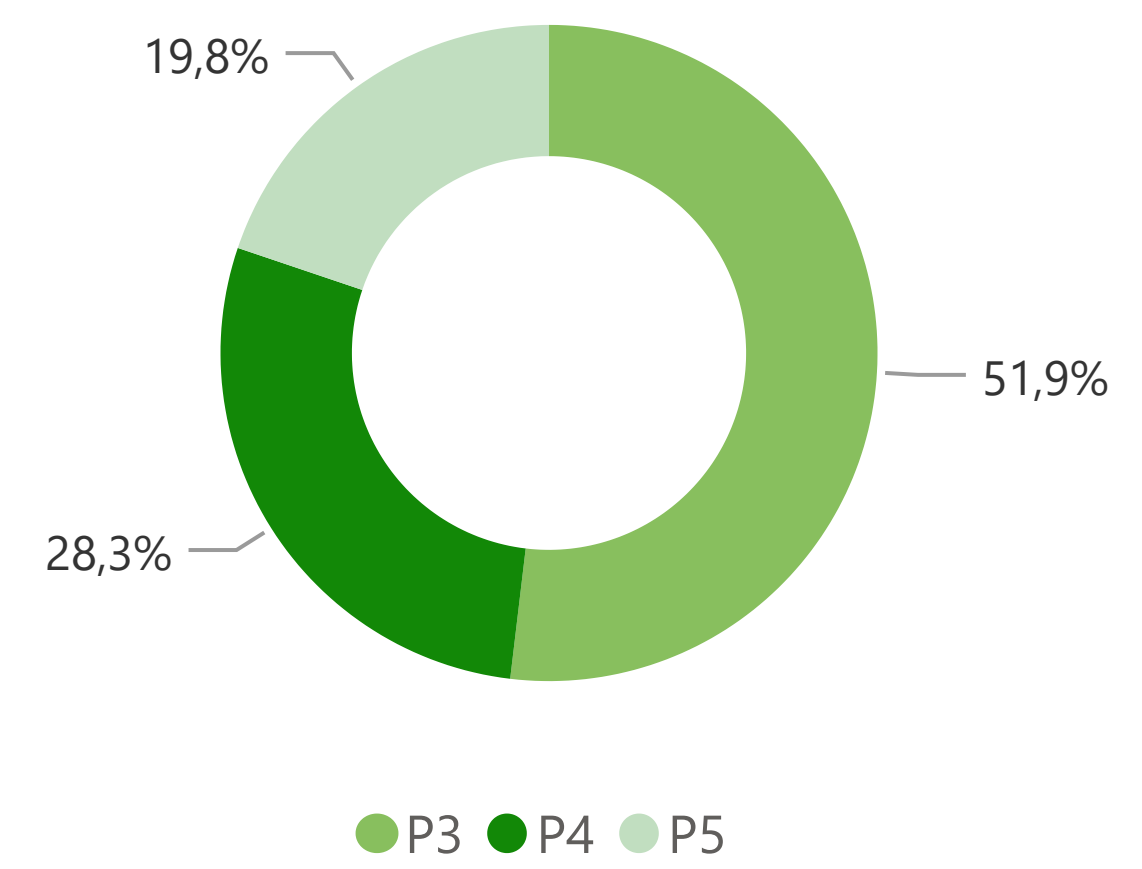
33  
Rounds

69  
Rounds

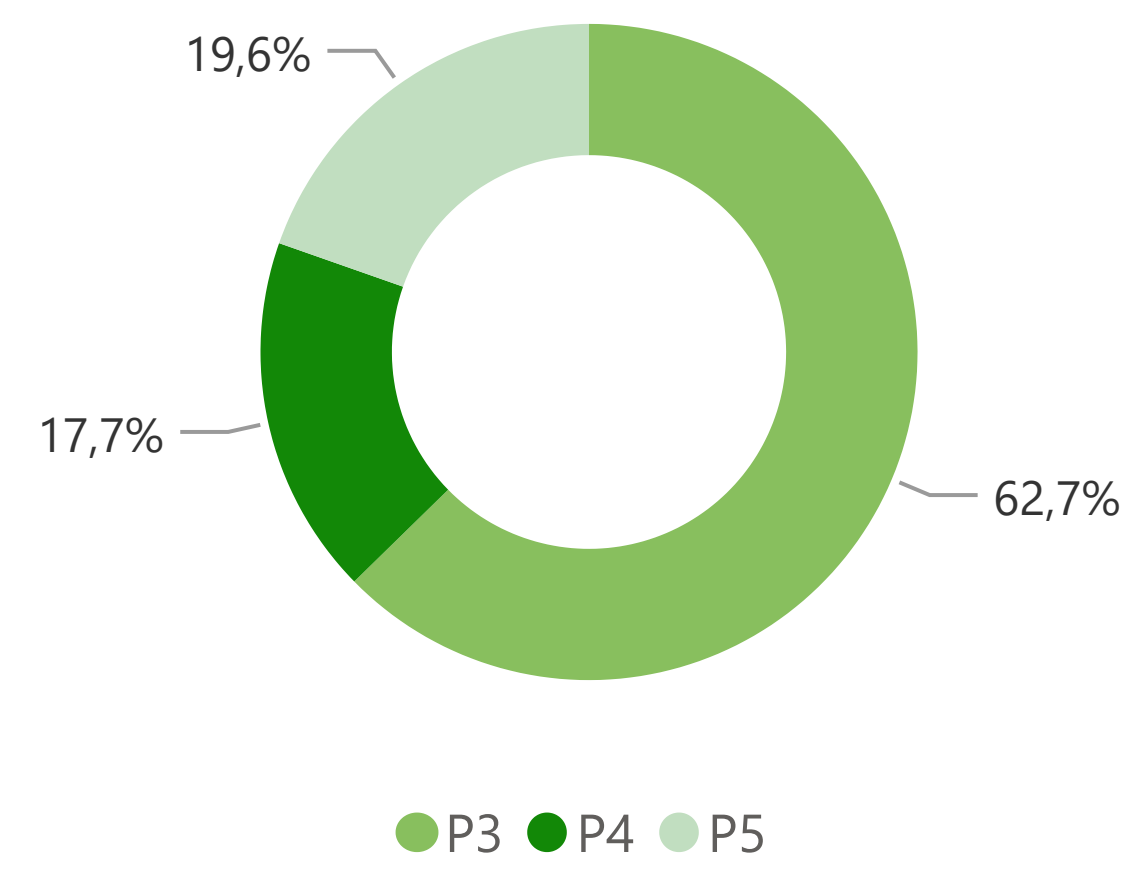
## Top 10 Countries by Golf Rounds

Country	Month	Market Share	YTD	YTD Variation
Portugal Member	8.778	54,8%	17.281	202,5%
Portugal Non Member	3.555	22,2%	6.661	271,3%
UK	696	4,3%	950	889,6%
Germany	690	4,3%	1.000	4900,0%
France	352	2,2%	683	413,5%
Sweden	329	2,1%	549	496,7%
Netherlands	245	1,5%	381	1714,3%
Switzerland	165	1,0%	259	4216,7%
Italy	150	0,9%	189	721,7%
Denmark	147	0,9%	261	26000,0%
<b>Total Top 10</b>	<b>15.107</b>	<b>94,3%</b>	<b>28.214</b>	<b>257,2%</b>

## Passports | Current Month



## Passports | YTD



## Country Breakdown

Country	Month	Market Share	YTD	YTD Variation
Portuguese	12.333	77,5%	23.942	219,0%
Foreign	4.438	22,5%	6.938	822,6%
<b>Total</b>	<b>16.771</b>	<b>100,0%</b>	<b>30.880</b>	<b>273,9%</b>

## Cascais Visitor Center

### Nationalities

February

2022

1.654

0,0% ▲

2.419

▲ 1967,5%

### Information Requests

February

2022

2.863

0,0% ▲

4.052

▲ 2021,5%

## Country Breakdown (Visitor Center)

Country	Month	Market Share	YTD	YTD Variation
France	278	16,81%	355	1872,2%
USA	172	10,40%	288	5660,0%
UK	213	12,88%	269	1394,4%
Portugal	145	8,77%	227	530,6%
Spain	141	8,52%	223	1293,8%
Germany	115	6,95%	165	0,0%
Brazil	45	2,72%	137	2640,0%
Belgium	73	4,41%	95	9400,0%
Italy	45	2,72%	85	0,0%
Netherlands	64	3,87%	82	0,0%
<b>Total top 10</b>	<b>1.291</b>	<b>78,05%</b>	<b>1.926</b>	<b>1845,5%</b>

## Information Requests Breakdown

Name	Month	Market Share	YTD	YTD Variation
Maps	711	0,2%	1.030	2045,8%
General Information	462	0,1%	684	1528,6%
City Parks	256	0,1%	367	3977,8%
Museums	220	0,1%	327	3533,3%
Transports	134	0,0%	191	1636,4%
Public Services	102	0,0%	170	1114,3%
Local Food Restaurants	128	0,0%	165	5400,0%
Shopping	111	0,0%	151	556,5%
Informations Sintra	96	0,0%	129	12800,0%
Bycycles	96	0,0%	118	0,0%
<b>Total top 10</b>	<b>2.422</b>	<b>0,6%</b>	<b>3.450</b>	<b>2003,7%</b>

