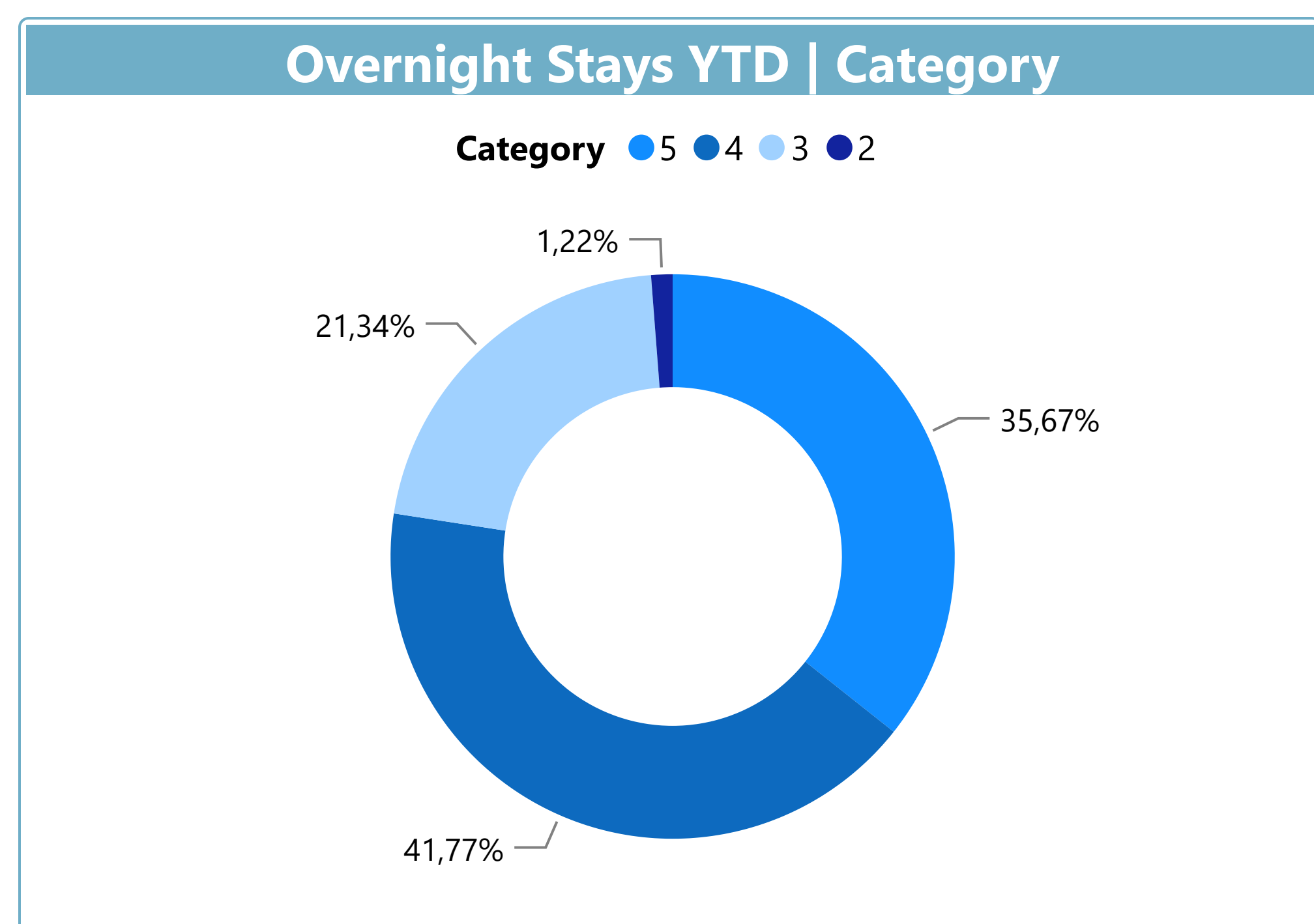
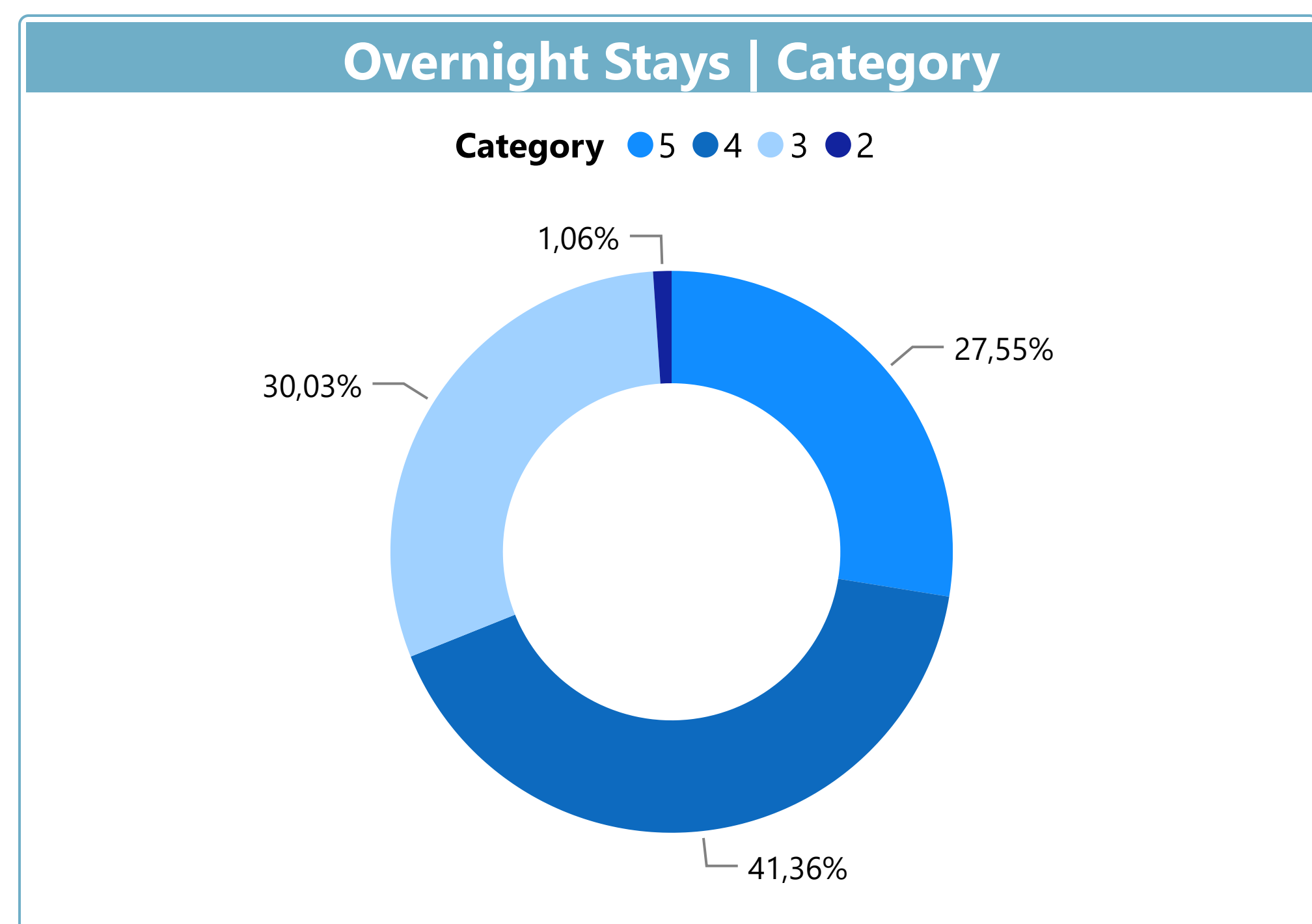


### Top 10 Countries by Overnight Stays

Country	Month	Market Share	YTD	YTD Variation
Portugal	21.131	41,2%	248.663	54,7%
UK	3.076	6,0%	125.028	172,4%
Spain	5.062	9,9%	83.818	49,6%
USA	1.911	3,7%	67.163	210,8%
Germany	2.597	5,1%	62.418	147,0%
France	1.925	3,8%	58.806	64,6%
Brazil	3.320	6,5%	34.370	149,3%
Sweden	1.173	2,3%	26.144	138,4%
Italy	1.439	2,8%	19.860	92,7%
Russia	1.029	2,0%	9.526	233,9%
<b>Total Top 10</b>	<b>42.663</b>	<b>83,1%</b>	<b>735.796</b>	<b>92,0%</b>



Country	Month	Market Share	YTD	YTD Variation
Foreign	30.192	58,8%	798.464	136,3%
Portuguese	21.131	41,2%	248.663	54,7%
<b>Total</b>	<b>51.323</b>	<b>100,0%</b>	<b>1.047.127</b>	<b>110,0%</b>



## Golf Rounds

December

2022

9.475

215.805

-16,2% ▼

▲ 49,9%

## Passports

Passports 5 rounds

December

2022

2

-64,0% ▼

267

▲ 332,7%

9

Rounds

1337

Rounds

Passports 4 rounds

December

2022

5

400,0% ▲

60

▲ 305,1%

20

Rounds

239

Rounds

Passports 3 rounds

December

2022

4

116,7% ▲

357

▲ 109,4%

13

Rounds

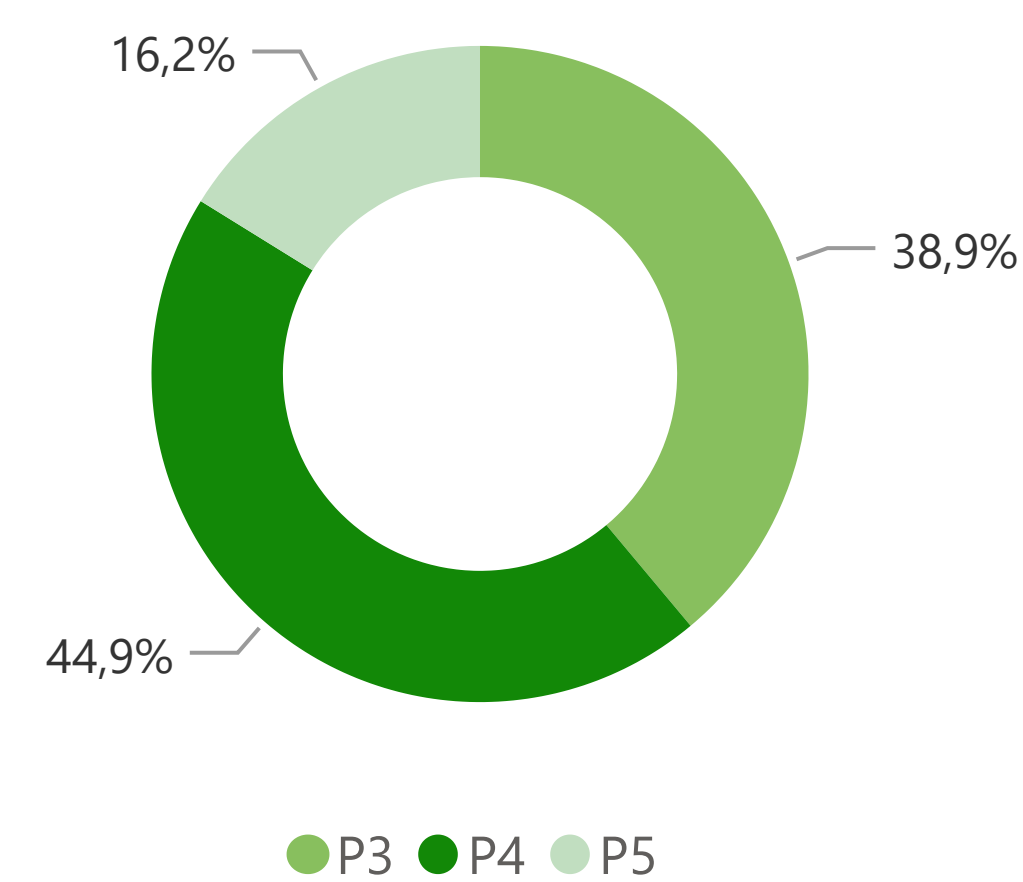
1072

Rounds

## Top 10 Countries by Golf Rounds

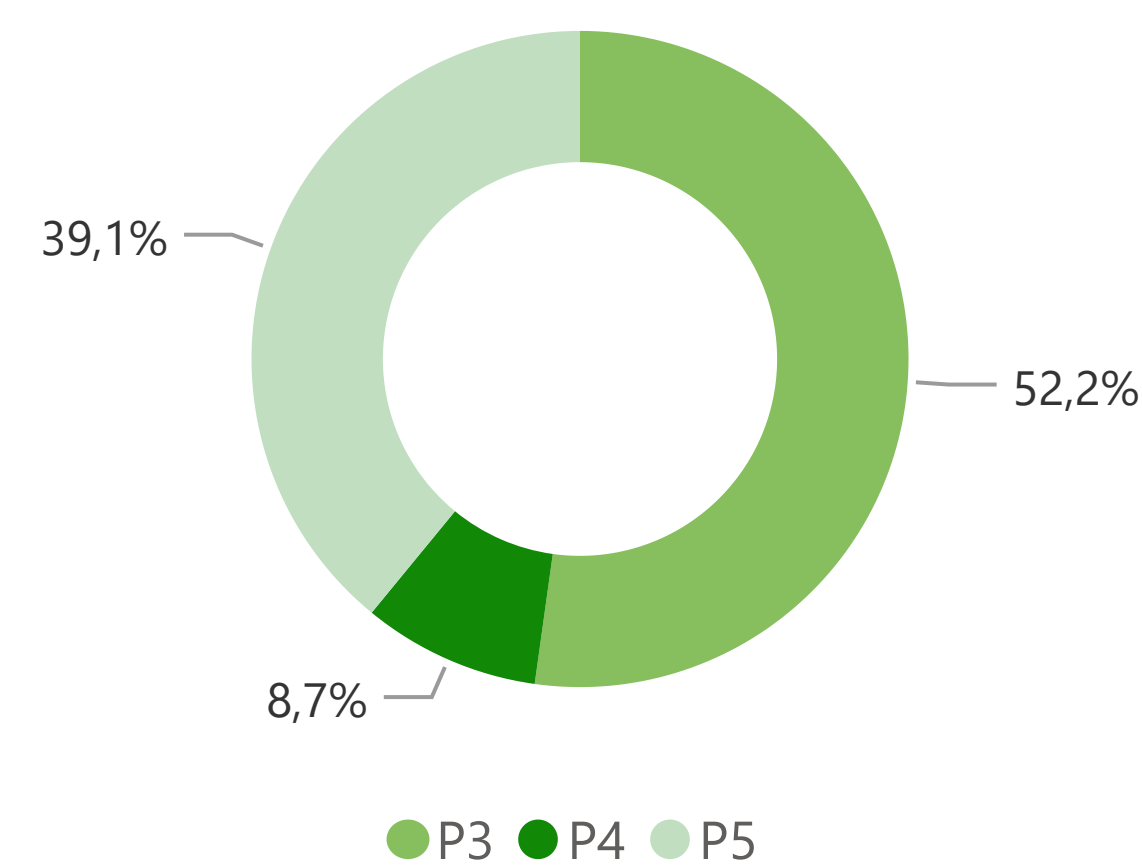
Country	Month	Market Share	YTD	YTD Variation
Portugal Member	5.496	60,3%	85.838	13,3%
Portugal Non Member	1.945	21,3%	46.918	58,1%
Germany	275	3,0%	7.403	111,4%
UK	229	2,5%	24.476	168,1%
France	194	2,1%	4.771	26,6%
Finland	137	1,5%	3.817	184,4%
Spain	136	1,5%	2.926	36,0%
Sweden	120	1,3%	7.194	49,4%
Switzerland	100	1,1%	2.715	130,5%
USA	87	1,0%	2.164	107,7%
<b>Total Top 10</b>	<b>8.719</b>	<b>95,7%</b>	<b>188.222</b>	<b>42,2%</b>

## Passports | Current Month



● P3 ● P4 ● P5

## Passports | YTD



● P3 ● P4 ● P5

## Country Breakdown

Country	Month	Market Share	YTD	YTD Variation
Portuguese	7.441	61,5%	132.756	25,9%
Foreign	2.034	38,5%	83.049	115,8%
<b>Total</b>	<b>9.475</b>	<b>100,0%</b>	<b>215.805</b>	<b>49,9%</b>

## Cascais Visitor Center

Nationalities

December

2022

1.578

46.459

15,0% ▲

▲ 177,8%

Information Requests

December

2022

2.906

69.250

42,0% ▲

▲ 185,5%

## Top 10 Countries by Nationalities

Country	Month	Market Share	YTD	YTD Variation
Spain	414	26,24%	7.284	129,9%
UK	146	9,25%	7.170	295,5%
USA	288	18,25%	6.970	331,6%
France	133	8,43%	4.963	157,2%
Germany	68	4,31%	2.736	116,8%
Brazil	102	6,46%	1.944	183,8%
Portugal	110	6,97%	1.928	67,8%
Italy	70	4,44%	1.547	138,7%
Canada	46	2,92%	1.483	809,8%
Netherlands	25	1,58%	1.430	132,9%
<b>Total top 10</b>	<b>1.402</b>	<b>88,85%</b>	<b>37.455</b>	<b>187,1%</b>

## Top 10 Information Requests

Name	Month	Market Share	YTD	YTD Variation
Maps	757	0,2%	17.907	186,4%
General Information	493	0,1%	11.987	180,1%
Museums	219	0,0%	4.956	164,5%
City Parks	231	0,1%	4.673	137,2%
Transports	158	0,0%	3.998	248,6%
Public Services	178	0,0%	3.515	201,7%
Informations Sintra	148	0,0%	3.273	272,8%
Local Food Restaurants	149	0,0%	2.845	197,0%
Informations Lisbon	165	0,0%	2.522	241,3%
Events	116	0,0%	1.250	209,4%
<b>Total top 10</b>	<b>2.614</b>	<b>0,6%</b>	<b>56.926</b>	<b>189,4%</b>

