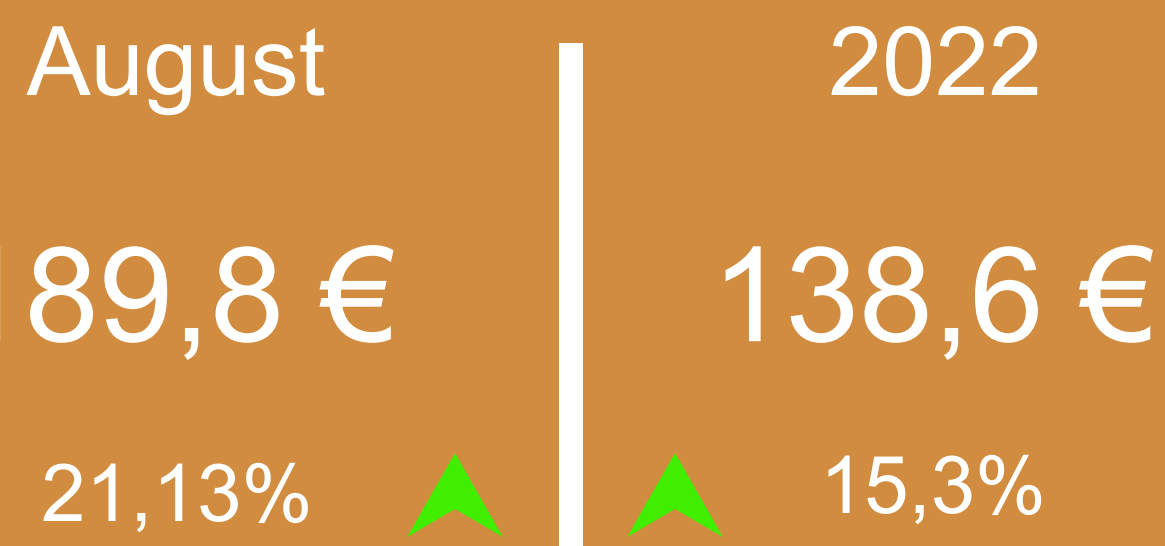




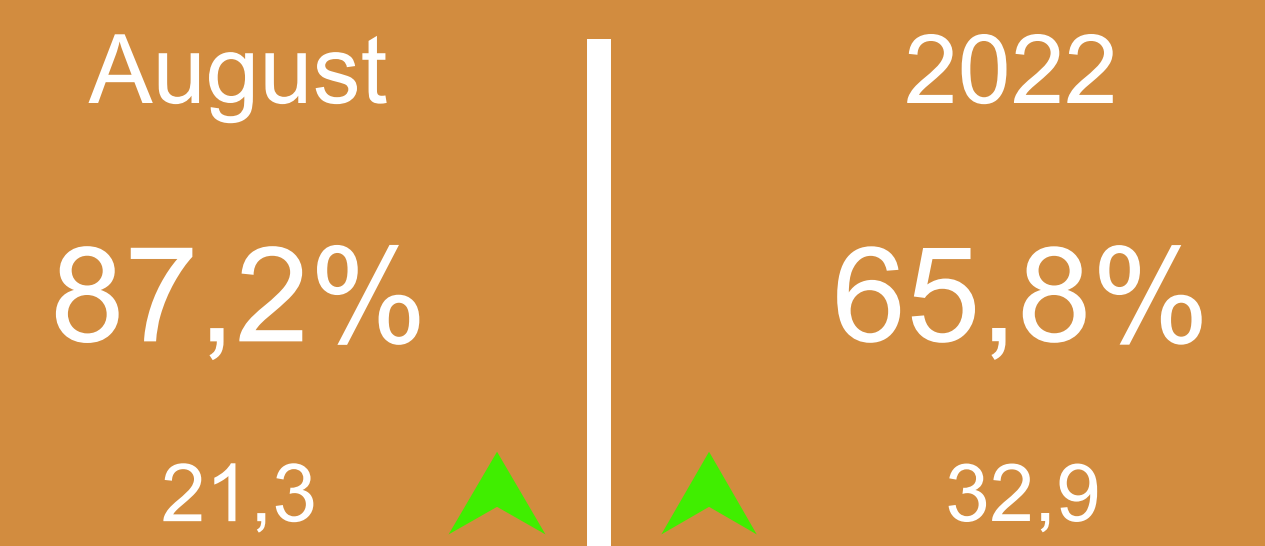
Average Price per Room




REVPAR




Occupancy Rate (Variations in PP)



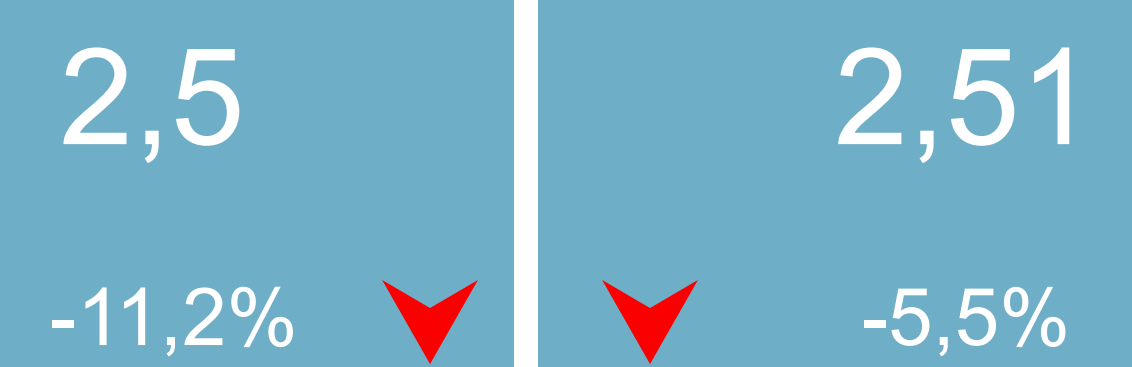
Overnight Stays



Guests



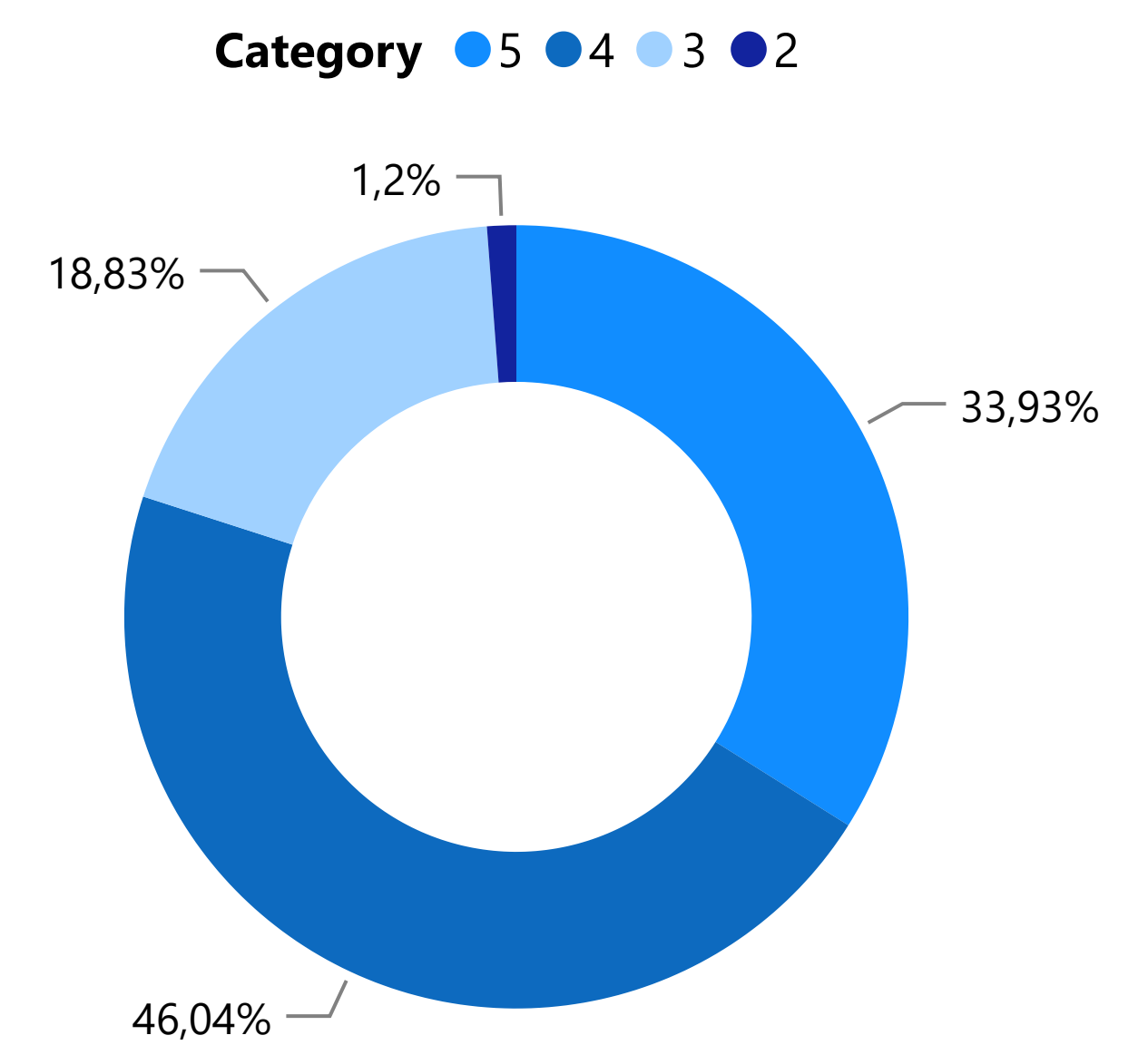
Average Stay



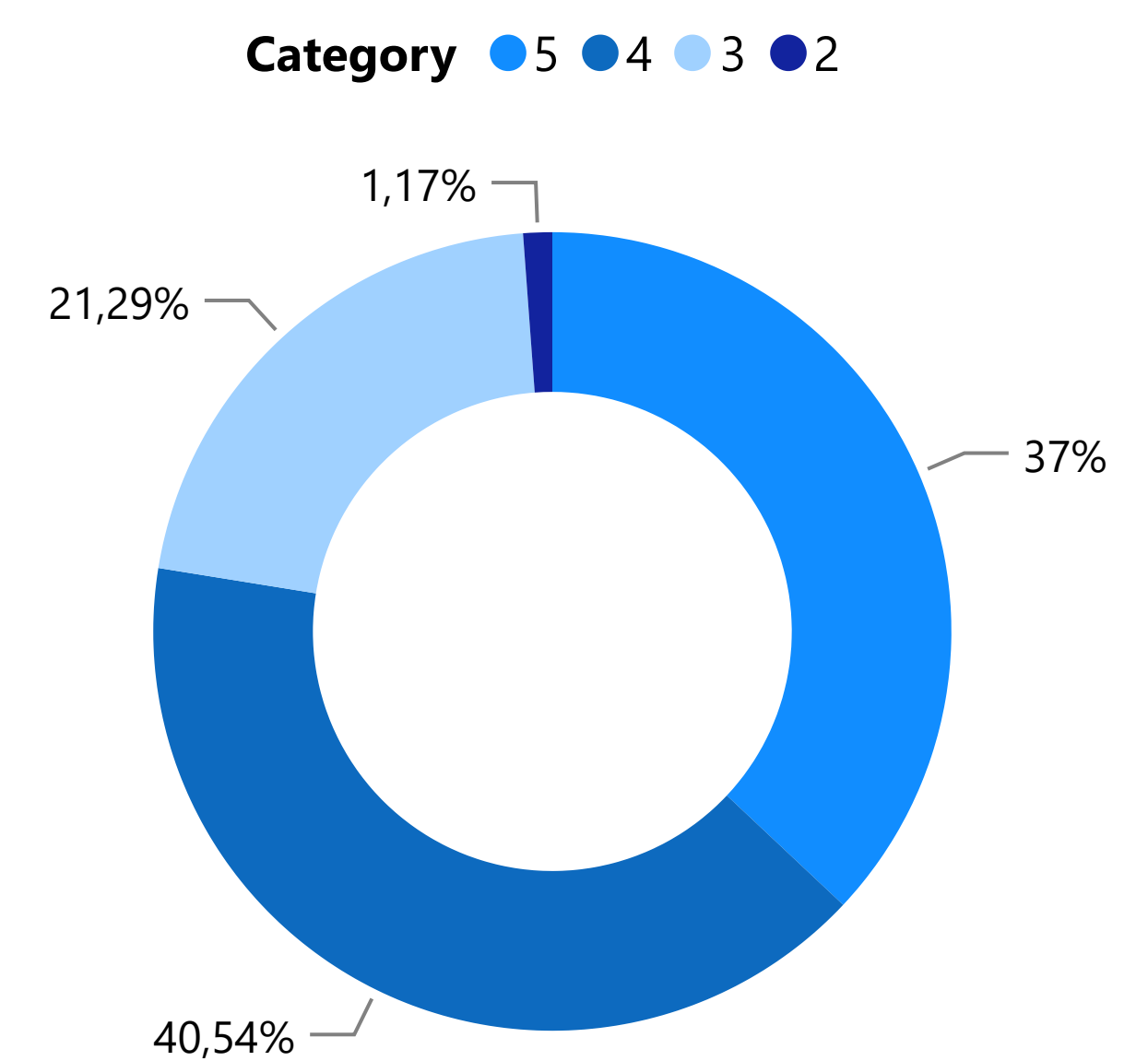
Top 10 Countries by Overnight Stays

Country	Month	Market Share	YTD	YTD Variation
Portugal	24.775	18,6%	172.475	87,5%
Spain	23.290	17,5%	63.226	74,8%
UK	16.555	12,5%	87.513	378,9%
France	11.356	8,5%	42.717	116,3%
Ireland	8.304	6,2%	42.931	612,2%
USA	7.148	5,4%	46.630	372,7%
Germany	6.509	4,9%	42.252	325,6%
Netherlands	6.500	4,9%	29.617	265,1%
Belgium	3.734	2,8%	19.076	155,5%
Brazil	2.631	2,0%	21.134	359,8%
Total Top 10	110.802	83,3%	567.571	167,5%

Overnight Stays | Category



Overnight Stays YTD | Category



Country | Month | Market Share | YTD | YTD Variation

Country	Month	Market Share	YTD	YTD Variation
Foreign	108.173	81,4%	548.572	252,4%
Portuguese	24.775	18,6%	172.475	87,5%
Total	132.948	100,0%	721.047	191,1%



Golf Rounds

August 2022
14.994 **145.565**
 16,7% **▲** 97,5% **▲**

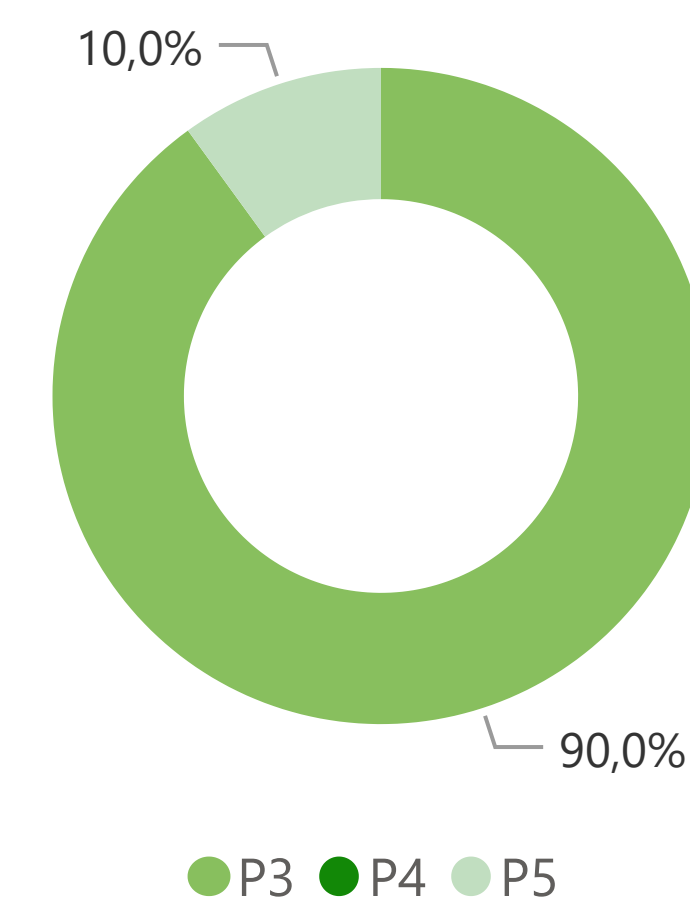
Passports

Passports 5 rounds		Passports 4 rounds		Passports 3 rounds	
August	2022	August	2022	August	2022
1	153	0	39	9	218
-16,7% ▼	▲ 2952,0%	0,0% ▶	▲ 5133,3%	-22,9% ▼	▲ 367,9%
5 Rounds	763 Rounds	0 Rounds	157 Rounds	27 Rounds	655 Rounds

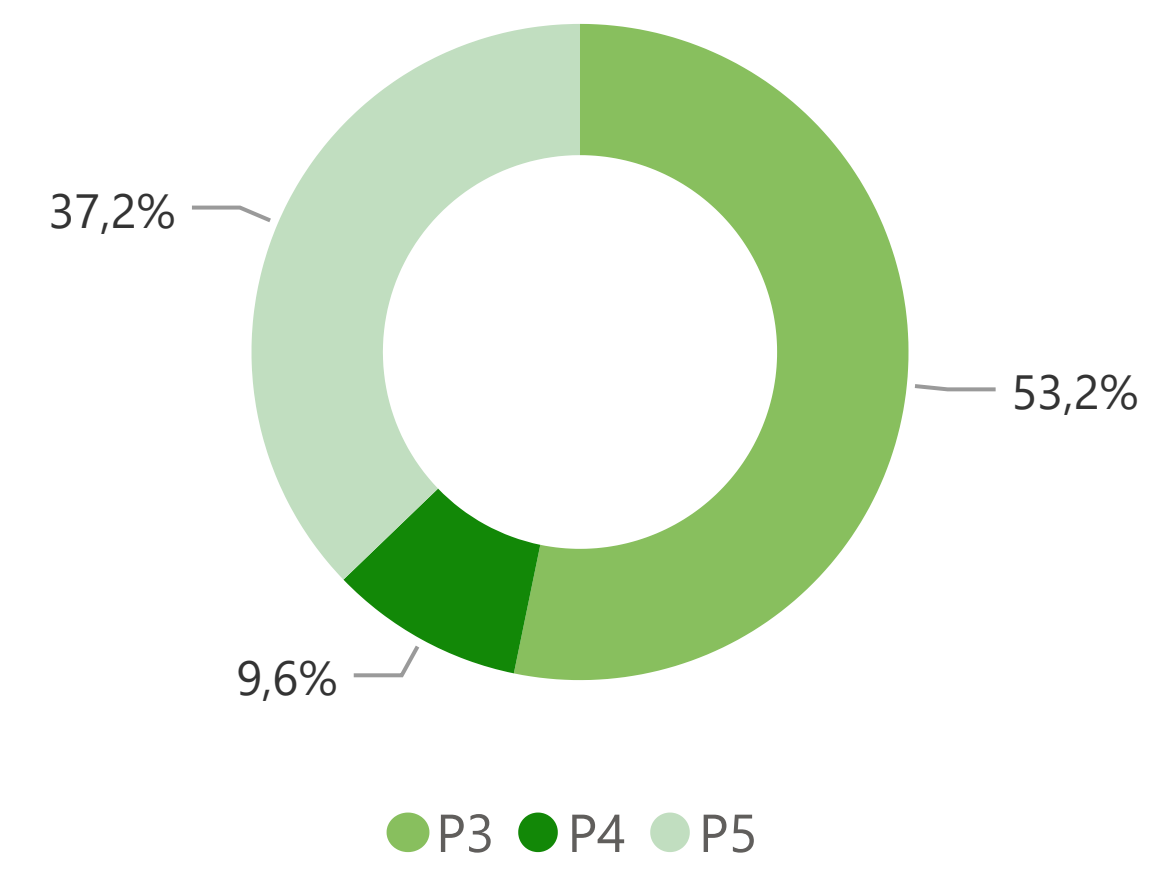
Top 10 Countries by Golf Rounds

Country	Month	Market Share	YTD	YTD Variation
Portugal Member	7.047	49,8%	59.741	35,2%
Portugal Non Member	3.826	27,0%	33.522	106,9%
UK	900	6,4%	14.992	500,6%
Spain	568	4,0%	2.125	67,3%
France	377	2,7%	3.325	81,2%
Germany	185	1,3%	5.288	337,7%
Netherlands	160	1,1%	1.670	147,8%
USA	158	1,1%	1.329	157,6%
Belgium	143	1,0%	754	106,0%
Sweden	135	1,0%	4.009	236,3%
Total Top 10	13.499	95,4%	126.755	81,2%

Passports | Current Month



Passports | YTD



Country	Month	Market Share	YTD	YTD Variation
Portuguese	10.873	64,1%	93.263	54,4%
Foreign	4.121	35,9%	52.302	292,9%
Total	14.994	100,0%	145.565	97,5%

Cascais Visitor Center

Nationalities
 August 2022
5.332 **31.710**
 121,6% **▲** 450,9% **▲**

Information Requests
 August 2022
6.153 **44.588**
 85,8% **▲** 457,0% **▲**

Country	Month	Market Share	YTD	YTD Variation
Spain	1.858	34,85%	5.328	279,8%
UK	580	10,88%	5.134	703,4%
USA	390	7,31%	4.904	1064,8%
France	721	13,52%	3.490	331,4%
Germany	256	4,80%	1.839	517,1%
Brazil	156	2,93%	1.345	589,7%
Portugal	204	3,83%	1.292	110,1%
Italy	174	3,26%	988	448,9%
Netherlands	132	2,48%	855	557,7%
Belgium	119	2,23%	798	299,0%
Total top 10	4.590	86,08%	25.973	431,1%

Name	Month	Market Share	YTD	YTD Variation
Maps	1.990	0,5%	11.589	407,8%
General Information	1.202	0,3%	7.905	436,7%
Museums	381	0,1%	3.167	395,6%
City Parks	302	0,1%	3.033	434,0%
Transports	337	0,1%	2.608	662,6%
Public Services	250	0,1%	2.090	522,0%
Informations Sintra	257	0,1%	1.848	616,3%
Beaches	249	0,1%	1.757	479,9%
Local Food Restaurants	200	0,0%	1.755	577,6%
Informations Lisbon	172	0,0%	1.377	777,1%
Total top 10	5.340	1,3%	37.129	461,1%

