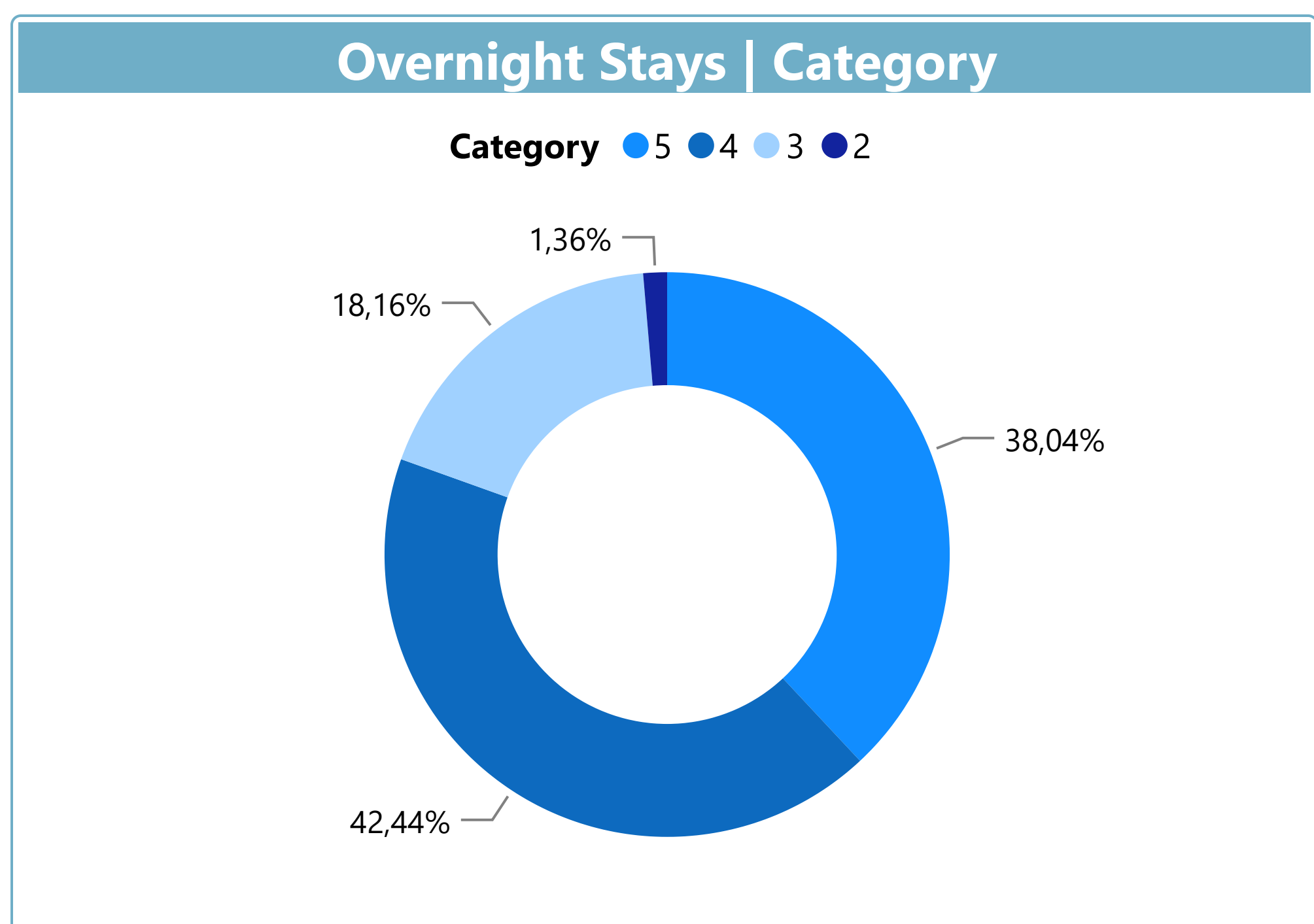
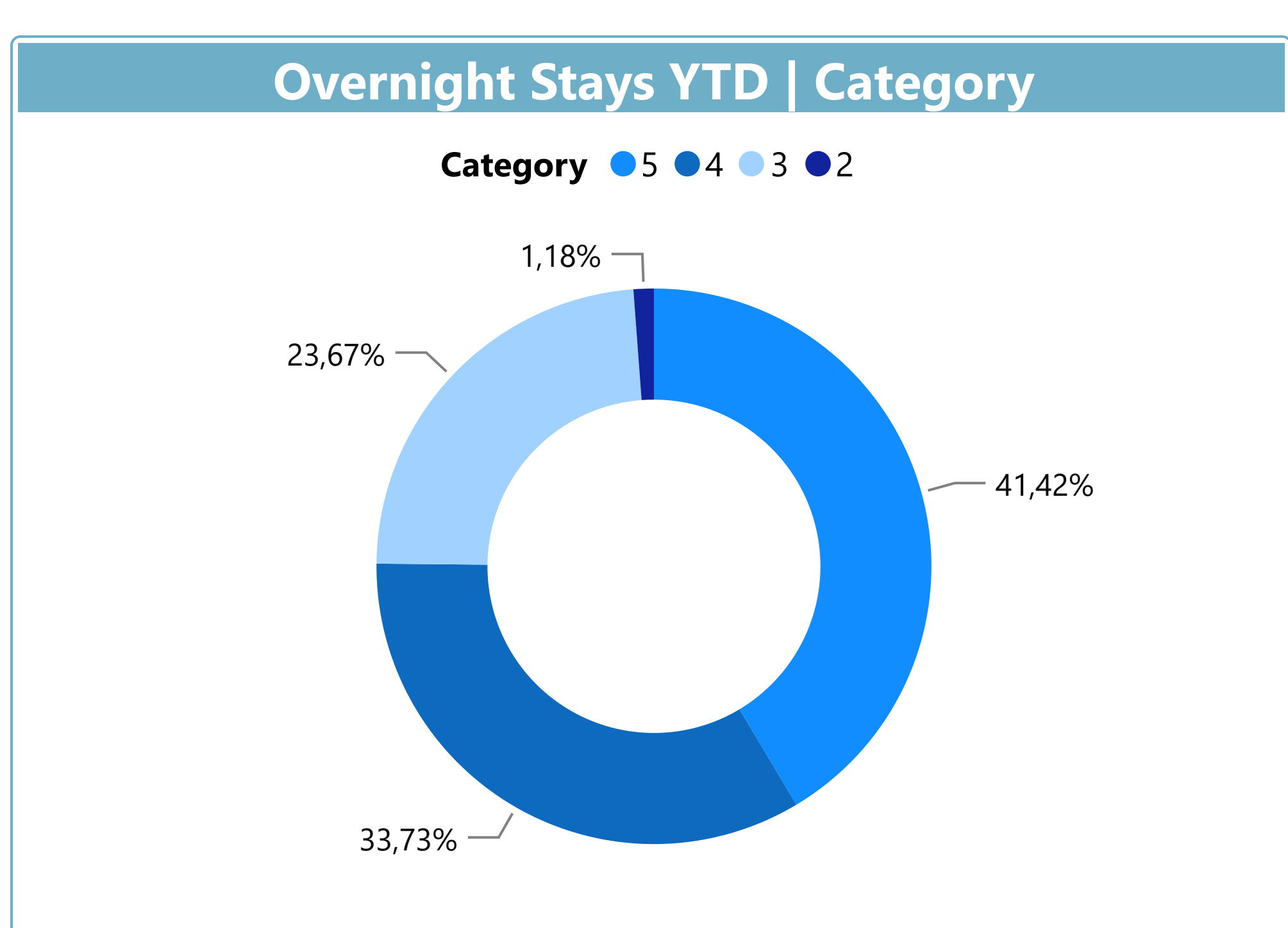


Top 10 Countries by Overnight Stays

Country	Month	Market Share	YTD	YTD Variation
Portugal	25.234	24,8%	69.279	183,6%
UK	11.993	11,8%	23.671	2448,0%
Spain	9.341	9,2%	15.719	571,8%
Germany	6.938	6,8%	17.021	1444,6%
USA	6.764	6,7%	14.022	1404,5%
Ireland	4.968	4,9%	8.755	4321,7%
France	4.632	4,6%	10.537	445,1%
Netherlands	3.087	3,0%	6.614	2097,3%
Belgium	2.649	2,6%	4.984	763,8%
Brazil	2.632	2,6%	7.656	599,2%
Total Top 10	78.238	76,9%	178.258	426,8%



Country	Month	Market Share	YTD	YTD Variation
Foreign	76.460	75,2%	165.008	1071,8%
Portuguese	25.234	24,8%	69.279	183,6%
Total	101.694	100,0%	234.287	508,3%



These data refer to Cascais (destination/municipality) and are based on a sample of 27 units. Economic data collected and processed by the association ARHCESMO. The information processing system is provided by PowerBI.



Golf Rounds

April 2022
22.819 **73.058**
 100,6% **272,1%**

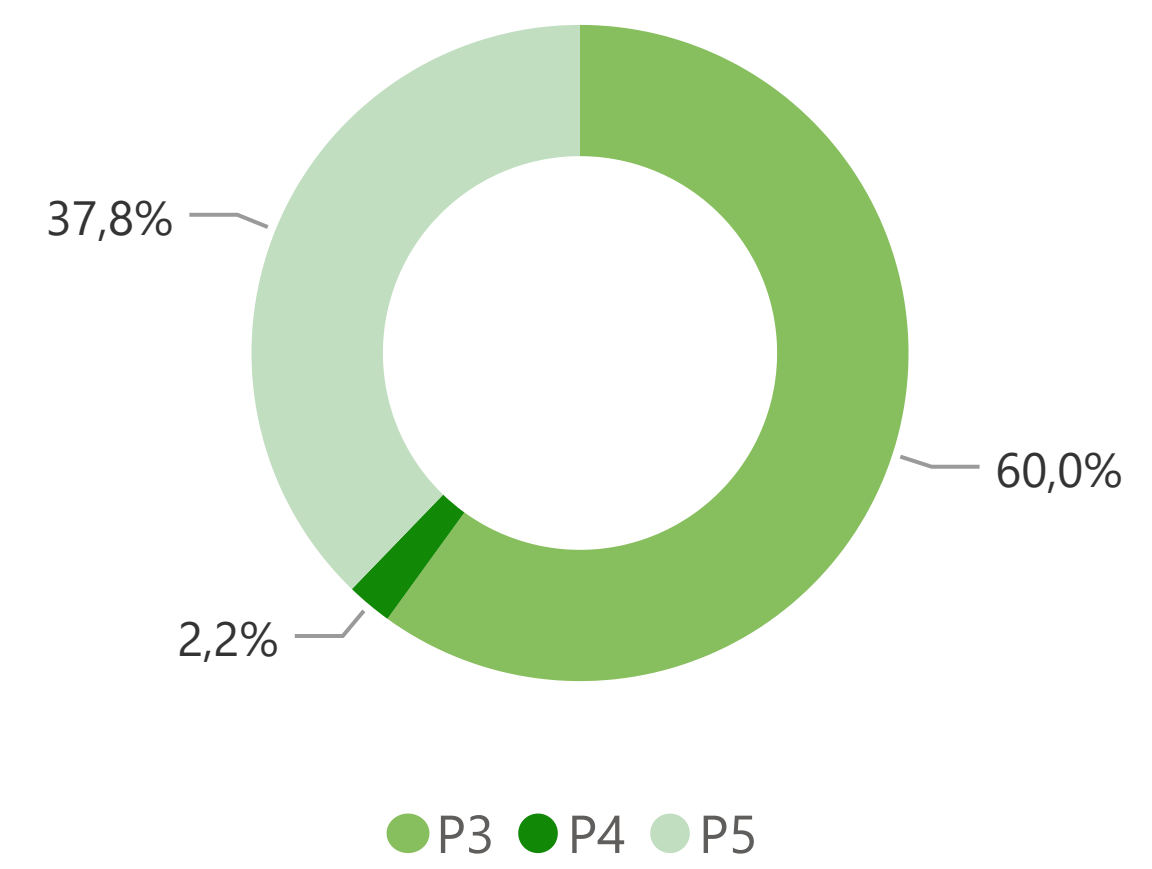
Passports

Passports 5 rounds		Passports 4 rounds		Passports 3 rounds	
April	2022	April	2022	April	2022
34	84	2	13	53	106
1427,3% ▲	3727,3% ▲	0,0% ▲	0,0% ▲	1677,8% ▲	3433,3% ▲
168 Rounds	421 Rounds	8 Rounds	52 Rounds	160 Rounds	318 Rounds

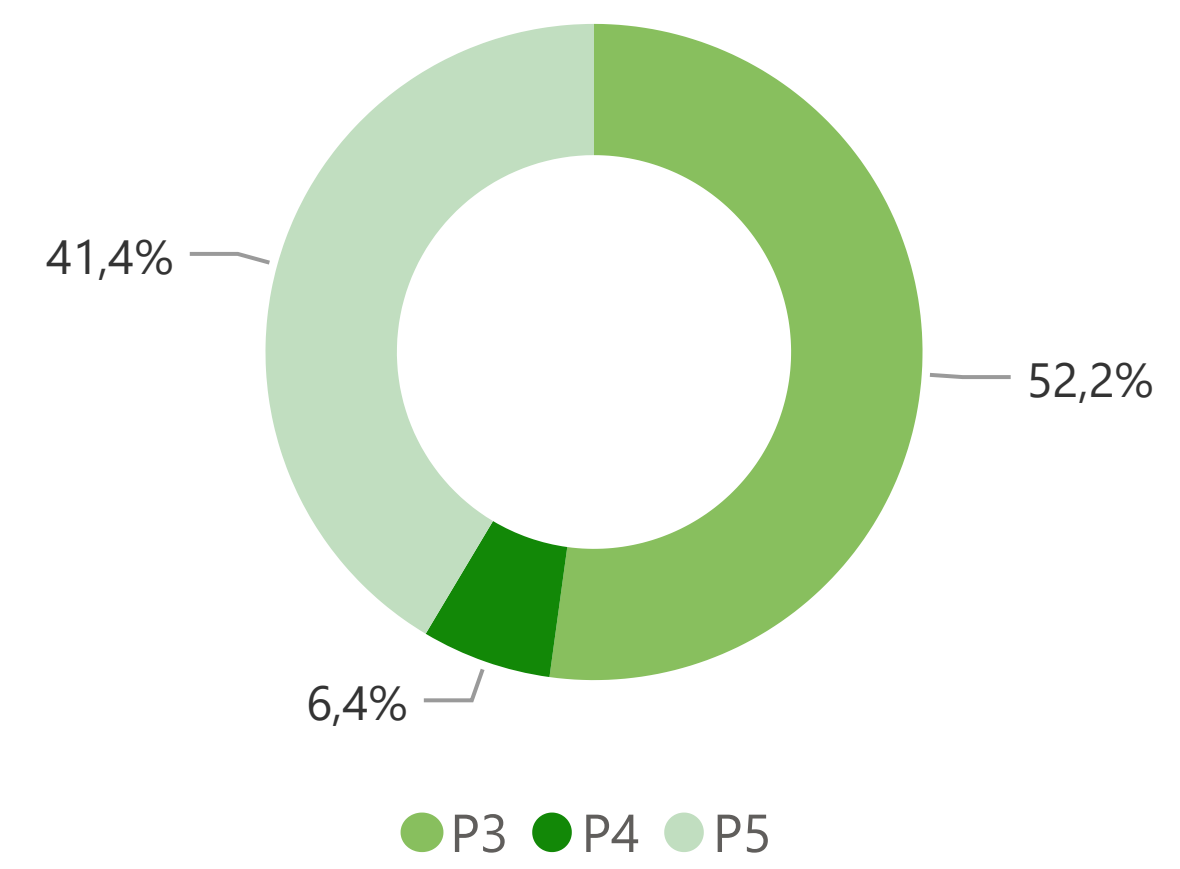
Top 10 Countries by Golf Rounds

Country	Month	Market Share	YTD	YTD Variation
Portugal Member	7.436	34,0%	31.467	130,0%
Portugal Non Member	5.328	24,4%	14.829	328,2%
UK	2.533	11,6%	5.842	1215,8%
Sweden	1.189	5,4%	2.862	559,4%
Germany	1.090	5,0%	3.762	3482,9%
Finland	1.037	4,7%	1.876	9280,0%
Ireland	504	2,3%	803	5253,3%
Switzerland	386	1,8%	1.113	4959,1%
France	362	1,7%	1.490	267,9%
Norway	359	1,6%	978	5047,4%
Total Top 10	20.224	92,5%	65.022	249,5%

Passports | Current Month



Passports | YTD



Country	Month	Market Share	YTD	YTD Variation
Portuguese	12.764	63,4%	46.296	170,1%
Foreign	10.055	36,6%	26.762	973,5%
Total	22.819	100,0%	73.058	272,1%

Cascais Visitor Center

Nationalities

April 2022
4.031 **9.012**
 1565,7% **▲** **2410,3%** **▲**

Information Requests

April 2022
6.947 **15.413**
 1835,1% **▲** **2702,4%** **▲**

Country	Month	Market Share	YTD	YTD Variation
USA	528	13,10%	1.307	3011,9%
UK	614	15,23%	1.279	4163,3%
Spain	692	17,17%	1.100	4900,0%
France	434	10,77%	1.095	2181,3%
Germany	285	7,07%	689	3727,8%
Portugal	136	3,37%	494	337,2%
Brazil	185	4,59%	406	2036,8%
Ireland	167	4,14%	308	6060,0%
Netherlands	162	4,02%	303	15050,0%
Canada	107	2,65%	175	5733,3%
Total top 10	3.310	82,11%	7.156	2269,5%

Name	Month	Market Share	YTD	YTD Variation
Maps	1.606	0,4%	3.631	2671,8%
General Information	1.193	0,3%	2.633	2338,0%
City Parks	596	0,2%	1.362	6710,0%
Museums	556	0,1%	1.283	2751,1%
Transports	370	0,1%	787	3477,3%
Public Services	338	0,1%	686	1659,0%
Local Food Restaurants	326	0,1%	678	6680,0%
Informations Sintra	265	0,1%	549	3560,0%
Beaches	306	0,1%	536	5260,0%
Local Market	239	0,1%	497	9840,0%
Total top 10	5.795	1,5%	12.642	3021,5%

